

Ciao Bella's

DOLL

School

Set

{Volume Two}

# HELLO!

So, due to popular demand, I have created another Doll School Kit. This one has a LOT of activities, so I hope it will keep everyone busy. Inside, you will find worksheets for Science, Math, ELA, and Social studies, as well as some added goodies! I have also included resources for fonts and graphics, in case you want to make your own things. I do ask a few things first...

- PLEASE do not copy or steal this. It would make me very sad because I have worked SO hard on it :/
- If you want to share it, go ahead. Just link back to the post!

The way this packet is formatted is that, in the beginning of each subject, I describe each activity, so that there is no confusion as to what it's for. Then there are two~three pages of activities. In the back is the boring credits, but I wanted to acknowledge every one.

Have ideas for future Doll School Kits [probably coming in Winter 2013]? Let me know!

Gosh, if I have any spelling/math/grammar mistake, please tell me. I would like to fix those ASAP!

If you have any questions or just want to say hi, leave a comment! I love to talk :)

Thanks a bunch, everyone!

Bella :)

# science

## **SCIENCE FAIR POSTER**

Let everyone know that you are hosting a science fair! Hang this up near the lockers, in the hallway, or on a classroom wall to get your student's attention.

## **MEDAL**

When you have chosen a winner, award them with this fun medal.

## **SCIENCE FAIR RUBRIC**

As you look at all of the projects, grade each one with this rubric. The scoring is simple and it's fairly easy to do!

## **SCIENCE FAIR NOTE**

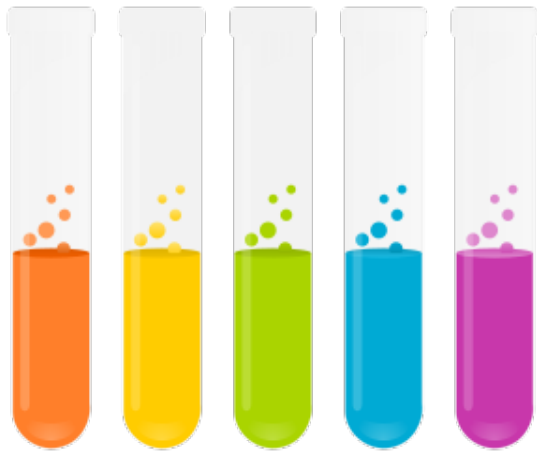
Send this home to inform the parents of the science fair. Don't forget to sign your name after "Thank you!"

## **THE SCIENTIFIC METHOD**

These two sheets are meant to be cut out and stapled together as a packet. Let your students use them as a guide for their Science Fair projects.

## **RESEARCH PAPER**

Take your students to the school library or computer lab, and let them complete research on their topic. This sheet can be helpful for taking notes.



We're having a...

# science fair!

Friday at 10 am in the Cafeteria. Family members are welcome!

## science fair RUBRIC

	1	2	3	4
Knowledge of the Scientific Method	Can't explain any steps without help	Can explain most of the steps with help	Can explain most of the steps	Can explain all steps without help
Speech	Can't answer most questions	Little explanation	Shows a solid understanding	Shares many details
Written Paper	Minimal or wasn't handed in	Missing a good amount of information	Missing one or two things	Fully completed and on time
Poster or other Project	Limited data shown	Some data shown	Neat and attractive, but missing parts	Organized, neat, and attractive.

Comments: \_\_\_\_\_  
 \_\_\_\_\_  
 \_\_\_\_\_

Final Grade:

We're having a...

# science fair!

Dear Parents and Guardians,

Our school is hosting a science fair! All students will be required to enter a unique and original project to be displayed in the school's science fair. All of the projects will be given a grade, but a panel of judges will pick a grand-prize winner! Please note that your child's completed project is due by next Thursday, so that they can be displayed for family and other students to see on Friday. You are welcome to come and see the other projects at 10 am in the cafeteria! Finally, remember that, though you may help, this is their project, and it should be done by themselves.

Thank you!

Name \_\_\_\_\_

## RESEARCH

It's important to remember that not everything on Wikipedia is true! Use these sources instead to help you out...

- Encyclopedia
- Trusted websites like [worldbookonline.com](http://worldbookonline.com)
- Books!

Write down your notes here...

---

---

---

---

---

---

---

---

---

---

Name \_\_\_\_\_

## the scientific method

### PURPOSE

What problem are you trying to solve?

---

---

---

Topic Approved by Teacher

### RESEARCH

Conduct research on your topic. What do you need to find out to form a good hypothesis? Use the research papers for guidance.

### HYPOTHESIS

What do you predict will happen?

---

---

---

### EXPERIMENT

Test out your hypothesis! Gather your materials and decide on a procedure.

The materials I used were...

- 1.
- 2.
- 3.
- 4.
- 5.

*Need more room? Write on the back!*

### ANALYSIS

Record the data of your experiment.

Display the information in a table, graph, or chart. What did you find out?

### DRAW CONCLUSIONS

How does your hypothesis compare to the results of the experiment?

---

---

---

# MATH

## DAILY MATH PROBLEMS

Use this worksheet as a warm-up before your lesson! Pass it out and have the students complete one problem each day. As a group, go over the answer. You could also use this worksheet as homework or morning work.

## FRACTION NOTE SHEET

This note sheet can be used in two ways. One, use it to teach a lesson on fractions. The students can read along as you explain and do the practice problems at the end. Two, send this home as a study guide before their fraction quiz!

## FRACTION QUIZ

Test your students on their knowledge of fractions! When they are done, grade it with a fun-colored pen :)

## FRACTION WORKSHEET


The fraction worksheet is perfect to give out as homework.

$\frac{3}{4}$	$\frac{7}{10}$	0.2	$\frac{1}{2}$	0.33...
$\frac{2}{5}$	0.3	0.125	$\frac{1}{4}$	0.833...
0.625	$\frac{1}{9}$	BLANK :]	0	$\frac{7}{8}$
0.66...	$\frac{9}{10}$	0.1	0.2	$\frac{1}{6}$
$\frac{3}{10}$	$\frac{7}{9}$	0.22	$\frac{3}{8}$	0.44

## FRACTION BINGO

Play a game of bingo to review for the big test! Pass out the four playing cards to each student. Cut out the squares at left and shuffle them. Pick one square at a time and call out the number. The students must find the corresponding fraction or decimal to mark the spot. Whoever reaches 5 in a row first wins!

Name \_\_\_\_\_



## daily math problems

1. April has two dozen donuts to share among six friends. How many does each person get?
2. Brad is saving up for a video game that costs \$50. If he gets \$5 each week, how long will it take for him to get his game?
3. What are three different ways to represent 7?
4. What is the sum of  $567 + 285$ ?
5. Leah had 7 days to read a 210-long page book for school. How many pages should she read each day?
6. Leo runs a mile in 7 minutes, 15 seconds. His friend, Spencer, runs a mile in 25 seconds less than him. How long does it take for Spencer to run a mile?
7. Complete the equation.  $7 \times \underline{\quad} = 58 - 9$


Name \_\_\_\_\_

## fractions

Fractions are a part of a whole.

The Whole							
1/2				1/2			
1/3			1/3		1/3		
1/4		1/4		1/4		1/4	
1/5	1/5		1/5		1/5		1/5
1/6	1/6		1/6		1/6		1/6
1/7	1/7	1/7	1/7	1/7	1/7	1/7	1/7
1/8	1/8	1/8	1/8	1/8	1/8	1/8	1/8

The denominator, or the bottom number tells you how many parts the whole was broken into, and the numerator, the top number, tells you how many parts you have.




Here, the fraction  $1/6$  would describe the slice being taken out. Since the whole is divided up into six pieces, and only one slice, or part, is going to be eaten, the fraction is correct.

practice! Write an equivalent fraction.

$7/10 = \underline{\quad}$      $2/4 = \underline{\quad}$      $4/6 = \underline{\quad}$

Name \_\_\_\_\_



## fraction quiz


$1/2 + 3/4 = \underline{\quad}$      $7/8 + 2/8 = \underline{\quad}$      $2/5 + 1/5 = \underline{\quad}$   
 $2/3 - 1/2 = \underline{\quad}$      $8/10 - 4/10 = \underline{\quad}$      $6/12 - 2/6 = \underline{\quad}$

Gabby's birthday cake was cut into 12 slices. She and her seven friends ate  $3/4$  of the cake. How many slices are left?

There were 12 doughnuts. Charlie ate 2, his little brother ate 1, and his older sister ate 1. What fraction of the amount of donuts did they eat?

Minnie goes to school for 6 hours a day. What fraction of her day is at school?

Name \_\_\_\_\_



## fractions

### review

Fractions are part of whole. If  $a/b$ , a and b are digits, and b is not zero.

$3/4 + 4/8 =$   
 $2/7 + 5/7 =$   
 $8/9 - 5/6 =$   
 $4/10 - 1/5 =$   
 $8/12 - 1/3 =$   
 $10/14 + 3/14 =$

# fraction bingo

0.75	0.7	$\frac{4}{5}$	0.5	$\frac{1}{3}$
0.4	$\frac{3}{10}$	$\frac{1}{8}$	0.25	$\frac{5}{6}$
$\frac{5}{8}$	0.11	FREE!	$\frac{0}{9}$	0.875
$\frac{2}{3}$	0.9	$\frac{1}{10}$	$\frac{1}{5}$	0.1666 66666 666...
0.3	0.77	$\frac{2}{9}$	0.375	$\frac{4}{9}$

# fraction bingo

0.375	0.9	0.5	$\frac{1}{3}$	0.875
0.77	0.3	$\frac{5}{8}$	0.75	$\frac{4}{9}$
0.11	0.7	FREE!	$\frac{4}{5}$	$\frac{2}{9}$
$\frac{1}{5}$	0.25	$\frac{5}{6}$	0.1666 66666 666...	$\frac{1}{10}$
$\frac{1}{8}$	$\frac{0}{9}$	$\frac{3}{10}$	0.4	$\frac{2}{3}$

# fraction bingo

$\frac{2}{3}$	$\frac{2}{9}$	0.875	$\frac{1}{3}$	$\frac{4}{5}$
0.4	$\frac{3}{10}$	0.5	0.9	0.7
$\frac{0}{9}$	$\frac{1}{8}$	FREE!	0.11	0.375
0.77	$\frac{1}{5}$	0.25	0.3	$\frac{5}{8}$
$\frac{5}{6}$	0.1666 66666 666...	$\frac{1}{10}$	$\frac{4}{9}$	0.75

# fraction bingo

$\frac{2}{3}$	$\frac{0}{9}$	$\frac{5}{6}$	0.1666 66666 666...	$\frac{1}{8}$
$\frac{2}{9}$	0.875	$\frac{1}{10}$	$\frac{4}{9}$	0.11
0.75	0.375	FREE!	$\frac{4}{5}$	$\frac{1}{3}$
$\frac{5}{8}$	0.7	0.9	0.3	0.25
0.4	0.77	$\frac{1}{5}$	$\frac{3}{10}$	0.5



# ELA

For ELA, I chose to create activities based on common fairy tales. I figured that you would have at least one in your house, so anyone could use these worksheets! If you don't have any copies, check your local library.

## **FAIRY TALE ABC ORDER**

This worksheet has your students write fairy-tale themed words in alphabetical order. It is great for homework or a center activity.

## **FAIRY TALE BRAINSTORM**

In writing, the students can write their own fairy tales! Pass out this worksheet so that they can get their ideas down, then write a rough draft. Once you have conferenced with them, they can write their final draft on pretty paper or even in a book format!

## **RED RIDING HOOD DIARY**

This fun activity goes along with the story of *Red Riding Hood*. They write down the events of the story as a diary entry.

## **POINT OF VIEW**

Point of view is very important in all stories, but especially fairy tales. Once you have talked about point of view as a class, the students can go back to their seats and write *Cinderella* from the stepmother's point of view.

## **COMPARISON CHART**

Since fairy tales share common elements, this chart will be perfect to compare the many stories. It is very easy to fill out, so no worries! :)

## **WANTED POSTER**

The wanted poster can be used for any villain, but I think it would be great for the wolf in *The Three Little Pigs*. Depending on what grade your dolls are in, they can either draw or write the thing in each category.

## **ADJECTIVES**

It's important to teach your dollies some grammar! This adjective worksheet is for class or home.

## **INVITATION TO THE BALL**

What is better than an invitation to a ball? In this activity, the students decorate and fill out an invite to a royal ball.

## **SUMMARY CASTLE**

The summary castle is a way to recap what your dolls read. They fill out each section, and, if you want to, color it. Cut it out and hang it up around your classroom!

Name \_\_\_\_\_

# fairy tale abc order

Put the following fairy tale words in alphabetical order!

- princess
- prince
- castle
- fairy
- dragon
- wand
- wizard
- magic
- curse
- queen
- crown
- king



- |    |     |
|----|-----|
| 1. | 7.  |
| 2. | 8.  |
| 3. | 9.  |
| 4. | 10. |
| 5. | 11. |
| 6. | 12. |

Name \_\_\_\_\_



# fairy tale brainstorm!

Setting	
Place	Time
Characters	
Need more space? Write the rest of your characters on the back.	
Problem	
Solution	

Name \_\_\_\_\_

What would Little Red Riding Hood write in her diary the day she met the wolf? Help her complete her entry.

Dear Diary,



Name \_\_\_\_\_

# point of view

Imagine if the story of Cinderella was told from her stepmother's point of view! What would her story be like?



# WANTED

Villain's Name \_\_\_\_\_

Reward:

Clues:

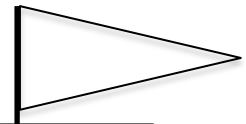
Last  
Seen:

Foot  
Print:

**THE CRIME:**

\_\_\_\_\_  
\_\_\_\_\_

Fill in your story castle!  
Make sure to write the title  
and author in the flag. Cut  
it out and write your name  
on the back.



beginning middle end

Name \_\_\_\_\_



## adjectives

Learn all about adjectives  
with Goldilocks and the  
Three Bears!

Adjectives are words that describe a noun or pronoun. They modify nouns to tell how many, what kind, or which one. A few examples of adjectives are hard, soft, hot, cold, red, and blue.

Circle the adjective[s] in each sentence!

1. Goldilocks did not like the hot soup.
2. The uncomfortable bed was also messy.
3. The shocked bears came home to find a girl sleeping in their beds!

*Adjectives can be used to compare by adding -er, -est, or more. For example, taller, biggest, and more popular.*

Create an invitation to the ball! Don't forget the time, place, the host, and who's invited!

# fairy tale comparison chart

Fairy Tale	Setting	Good Characters	Evil Characters	Conflict	Resolution

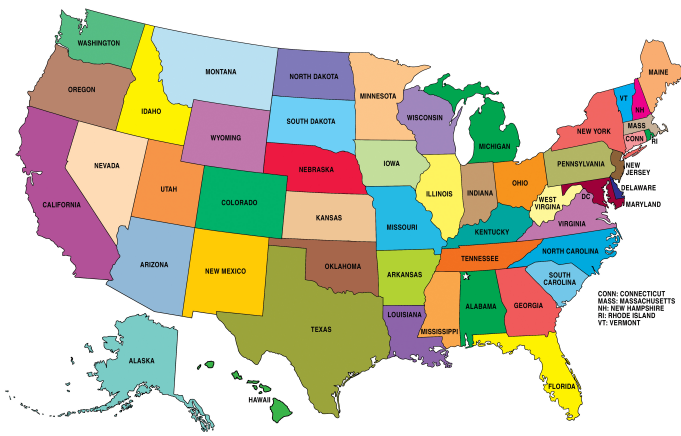
# SOCIAL STUDIES

## SCRAPBOOK

Take your students on a trip around the US! Well, not really, but you can use the scrapbook as way to teach about each region. Each page includes rooms to write down the states, a form of "transportation," a picture of the region, two places to draw pictures of famous attractions, and a fun fact. Cut out each page, and staple!

## CAPITALS QUIZ

Quiz your students on their knowledge of state capitals! All they have to do is write the name of the capital next to the corresponding state.



# THE NORTHEAST

CONN: CONNECTICUT  
 MASS: MASSACHUSETTS  
 NH: NEW HAMPSHIRE  
 RI: RHODE ISLAND  
 VT: VERMONT



Famous Attractions



# MY U.S. REGION Scrapbook

NAME \_\_\_\_\_

## The New England States

## The others

- 1.
- 2.
- 3.
- 4.
- 5.
- 6.

- 1.
- 2.
- 3.
- 4.
- 5.

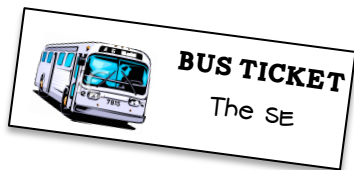
Did you know that Milton S. Hershey founded his first candy company at age 18?



# THE SOUTHEAST



Famous Attractions



- 1.
- 2.
- 3.
- 4.
- 5.
- 6.
- 7.
- 8.
- 9.
- 10.
- 11.
- 12.

Did you know that Ruby Bridges, the first African-American to attend an all-white school, was born in Mississippi?




# THE WEST

## The Pacific States

- 1.
- 2.
- 3.
- 4.
- 5.

## The others

- 1.
- 2.
- 3.



Did you know that Alaska is the biggest state in our country?



Famous Attractions

# THE SOUTHWEST




## The Four Corner States


- 1.
- 2.
- 3.
- 4.

## The others


- 1.
- 2.
- 3.



Famous Attractions



Did you know that the Grand Canyon is over one mile deep?



# THE MIDWEST



Famous Attractions



- 1.
- 2.
- 3.
- 4.
- 5.
- 6.
- 7.
- 8.
- 9.
- 10.
- 11.
- 12.



Did you know that the Gateway Arch was built to honor Louis and Clark?



Name \_\_\_\_\_

## CAPITALS QUIZ

- Alabama
- Alaska
- Arizona
- Arkansas
- California
- Colorado
- Connecticut
- Delaware
- Florida
- Georgia
- Hawaii
- Idaho
- Illinois
- Indiana
- Iowa
- Kansas
- Kentucky
- Louisiana
- Maine
- Maryland
- Massachusetts
- Michigan
- Minnesota

- Mississippi
- Missouri
- Montana
- Nebraska
- Nevada
- New Hampshire
- New Jersey
- New Mexico
- New York
- North Carolina
- North Dakota
- Ohio
- Oklahoma
- Oregon
- Pennsylvania
- Rhode Island
- South Carolina
- South Dakota
- Tennessee
- Texas
- Utah
- Vermont
- Virginia
- Washington
- West Virginia
- Wisconsin
- Wyoming

# RANDOM PAPERS

## FIELD TRIP

This form is to send home when you plan to go on a field trip. Fill it out with the correct info {example: I would fill in the zoo, Wednesday, May 20, 15 dollars, and Monday, May 11.} and have fun on your trip! :)

## SPELLING BEE CERTIFICATE

Award the winner of your school spelling bee with this certificate!

## HOMEWORK FOLDER LABELS

Before you glue on these cute labels, make folders! Cut out construction paper in the color of your choice so that it is double the size of a worksheet. Fold it in half. Glue the label on the front, and your doll now has her own folder!

## REPORT CARD

Let's hope your students all earn A's! Fill out the report card with letter grades in each subject.





# FIELD TRIP!

Dear Parents,  
 We are going on a field trip to \_\_\_\_\_! The trip will take place on \_\_\_\_\_ and it will cost \_\_\_\_\_. If you would like to volunteer, please fill out the form below. The permission slip and money is due on \_\_\_\_\_. Thank you so much!

I do/don't allow my child, \_\_\_\_\_, to go on the field trip.

I would like to volunteer as a chaperone.

*\*We will contact you as soon as possible if you are chosen as a chaperone!*



## HOMework FOLDER

Name \_\_\_\_\_



## HOMework FOLDER

Name \_\_\_\_\_




## HOMework FOLDER

Name \_\_\_\_\_

The

# Spelling Bee

First Place Winner



## Congratulations to...

\_\_\_\_\_  
 Name

\_\_\_\_\_  
 Date

*Awarded by...*  
 \_\_\_\_\_



## report card

Name \_\_\_\_\_

	Term 1	Term 2	Term 3	Term 4
Math				
ELA				
Social Studies				
Science				
Language				
Specials				

# MORE ideas!

## ELA

I like to use the books that the American Girl outfits used to come with for ELA. If you don't have those, any other picture book will do! With the picture book, create an entire unit around it. What vocabulary words are you going to study? What skills do you want to review? Are there any fun crafts you can complete? The possibilities are endless!

Another tip is to create a word wall. Try to teach them a new word each day, and then place it under the corresponding letter on the wall.

## MATH

What have you been learning in math? A perfect way to study or to work on a certain concept is to teach it! It really helps you learn, and you have just created a perfect math lesson for your day.

## science

The AG website has teacher guides, but I think the best one is on Lanie. It comes with great science-themed activities and worksheets that are perfect for your doll to complete! To access it, copy and paste this address: <http://www.americangirl.com/girloftheyear/2010/curriculum.pdf>

## social studies

Once you have taught your students about the United States, why not move on to the world? Spend time learning about other countries, from Brazil to Russia!

## CLASSROOM DESIGN

Designing your classroom is really easy! First, find a corner in any room of the house [we are fortunate enough to have an entire Doll Room!] Then, place down your necessary items, like a whiteboard {you can buy the best one at IKEA for 15 dollars!!!} a rug, a teacher desk, and tables for your students. Finally, add the accessories, like posters and supplies.

# ANSWER KEY

## **SOCIAL STUDIES**

### The New England States

- Maine
- Massachusetts
- Connecticut
- Rhode Island
- New Hampshire
- Vermont

### The Others {Northeast}

- New York
- Pennsylvania
- Maryland
- Delaware
- New Jersey

### The Pacific States

- California
- Alaska
- Hawaii
- Washington
- Oregon

### The Others {West}

- Idaho
- Nevada
- Montana

### The Four Corner States

- Arizona
- New Mexico
- Utah
- Colorado

### The Others {Southwest}

- Texas
- Oklahoma
- Wyoming

### Capitals Quiz

Alabama ~ Montgomery

Alaska ~ Juneau

Arizona ~ Phoenix

Arkansas ~ Little Rock

California ~ Sacramento

Colorado ~ Denver

Connecticut ~ Hartford

Delaware ~ Dover

Continued on next page ~>

## Fairy Tale ABC Order

1. Castle
2. Crown
3. Curse
4. Dragon
5. Fairy
6. King
7. Magic
8. Prince
9. Princess
10. Queen
11. Wand
12. Wizard

## **MATH**

### Daily Math Problems

1. 4 Donuts
2. 10 weeks
3. Answers Vary
4. 852
5. 30 pages
6. 6 minutes, 50 seconds
7. Multiplied

### Fractions

1.  $\frac{70}{100}$
2.  $\frac{1}{2}$
3.  $\frac{2}{3}$

### Fractions Quiz

1.  $1\frac{1}{4}$
2.  $1\frac{1}{8}$
3.  $\frac{3}{5}$
4.  $\frac{1}{6}$
5.  $\frac{2}{5}$
6.  $\frac{1}{6}$
7. 3 slices
8.  $\frac{1}{4}$
9.  $\frac{1}{4}$

### Fractions 2

1.  $1\frac{1}{4}$
2. 1
3.  $\frac{1}{6}$
4.  $\frac{1}{5}$
5.  $\frac{1}{3}$
6.  $\frac{13}{14}$

Florida ~ Tallahassee  
Georgia ~ Atlanta  
Hawaii ~ Honolulu  
Idaho ~ Boise  
Illinois ~ Springfield  
Indiana ~ Indianapolis  
Iowa ~ Des Moines  
Kansas ~ Topeka  
Kentucky ~ Frankfort  
Louisiana ~ Baton Rouge  
Maine ~ Augusta  
Maryland ~ Annapolis  
Massachusetts ~ Boston  
Michigan ~ Lansing  
Minnesota ~ St. Paul  
Mississippi ~ Jackson  
Missouri ~ Jefferson City  
Montana ~ Helena  
Nebraska ~ Lincoln  
Nevada ~ Carson City  
New Hampshire ~ Concord  
New Jersey ~ Trenton  
New Mexico ~ Santa Fe  
New York ~ Albany  
North Carolina ~ Raleigh  
North Dakota ~ Bismarck  
Ohio ~ Columbus  
Oklahoma ~ Oklahoma City  
Oregon ~ Salem  
Pennsylvania ~ Harrisburg  
Rhode Island ~ Providence  
South Carolina ~ Columbia  
South Dakota ~ Pierre  
Tennessee ~ Nashville  
Texas ~ Austin  
Utah ~ Salt Lake City  
Vermont ~ Montpelier  
Virginia ~ Richmond  
Washington ~ Olympia  
West Virginia ~ Charleston  
Wisconsin ~ Madison  
Wyoming ~ Cheyenne

## **ELA**

### Adjectives

1. Hot
2. Messy, uncomfortable
3. Shocked

# RESOURCES & CREDITS

## RESOURCES

### FONTS

Want to download the fun fonts I used? Here are some amazing websites...

- Miss Tina's Free Fonts
- Kevin and Amanda's Free Fonts
- Lost Type Co-Op
- Da Font

### GRAPHICS

For the graphics, I find them at...

- Melonheadz
- Miss Tina
- My Cute Graphics

### PRINTABLES

There are so many terrific printables that you can use for your doll classroom! I like these websites the best.

- Mr. Printables
- Ladybug Teacher Files
- The Teacher Wife

\*Pinterest is an awesome source, as well! \*)

## CREDITS

The fonts I used are...

- **American Typewriter** {Most computers should have this already.}
- **MTF EPIC : FROM MISS TIINA**
- Pea Heather Michelle {From Kevin and Amanda}
- Pea Bandit {From Kevin and Amanda}
- Pea Amy G {From Kevin and Amanda}
- **HOWSER** {from Kevin and Amanda}
- Century Gothic {Most computers should have this already}
- Gill Sans {Most Computers should have this already}
- Stinkerella & Stinkzilla {from Kevin and Amanda}
- Georgia {Most computers should have this already}
- mtf cutie patootie {from miss tiina}
- **CARTON** {FROM LOST TYPE CO-OP}
- CK Handprint {Don't know!}
- Quicksand {Don't know!}
- **MTF JUMPIN' JACK : FROM MISS TIINA**
- **Clementine sketch** {from da font}
- **Wish I were taller** {FROM KEVIN AND AMANDA}
- **Sail** {Don't Know!}

# MORE CREDITS!

The pictures are from the following...

## Cover

The lined paper background is from Miss Tiina.

## Science

The medal is from Miss Tiina, but, unfortunately, I'm not sure where I found the beaker :(

## Math

The monsters were freebies on Melonheadz, but they are not available any more. The chart is from helpwithfractions.com, and the pizza is a coloring page from an unknown website.

## Random Papers

The bus was found using Google, the bee and the pogo-stick girl are from Melonheadz, and the report card girl is from My Cute Graphics.

## ELA

The two princesses and fairy are from Melonheadz, the bears are from My Cute Graphics, and I don't know where I found Little Red Riding Hood.

## Social Studies

I do not have sources for any of the images because I was silly and did not write them down when I found them with Google. I'm sorry! :(