

Cute Valentine's Day ideas for your doll!

Doll MAG

January/February 2014

Keep your dolls
warm with our
winter crafts

Clothing in
cute color
combos!

Read about
ISABELLE
PALMER

PLUS!
See what's new
and exciting for
2014!





The new Girl Of the Year, Isabelle Palmer, is designing her own fashions in this cute photo from American Girl.

- Letter From the Editors *page 3*
- Bits and Pieces *page 4*
- Bedhead *page 5*
- Darling Breakfast *page 6*
- Love Bunch *page 7*
- Prima Ballerina *page 8*
- Think Pink *pages 9 to 12*
- Quiz *page 13*
- Color in Poster *page 14*
- 6 Things to Look for in 2014 *pages 15 and 16*
- Colorful State of Mind *pages 17 and 18*
- Doll Fun and Games *page 19*
- Bundle Up! *page 20*
- Next Issue *page 21*

January/February 2014 Contests

Meet a Reader: Ariana and Molly

Each month, we ask our readers to answer a set of questions for their doll for the chance to be featured in the upcoming issue. This month's winner is Ariana and her doll, Molly!

DM: What is your New Year's Resolution?

M: To clean my room more – it's a mess!

DM: What is your favorite thing to have for breakfast?

M: Waffles!

DM: Tell us about your dolly sisters!

M: I have 4 other sisters: Kanani's the oldest, Bailey comes second, Addy comes third, I come fourth, and Megan {my sister and BFF} comes last :)

DM: Describe your perfect snow day.

M: Staying inside with a book, a warm blanket, and a cup of hot cocoa!

Letter From the

Editors

**Doll Mag January/
February 2014 Volume
3, Issue 4**

Editors: Bella and Lulu
In-Field Reporter: Lulu
Art Director: Bella
Communications Director: Bella
Social Media Guru: Lulu
Special thanks to ...
Interviewee Miri

Want to contribute?
Please contact us
thedollmag@gmail.com

On the Cover

Zoey wakes up to a delicious breakfast on Valentine's Day! Her pajamas are from American Girl, and her food is from Pippaloo and the Breakfast in Bed Set, released in 2011.

Dear Readers,

A new year signifies a new beginning for most people. It's a blank slate for the next 365 days, so why not make the best of it? However, don't just think of the new year as an opportunity for change. Any day, whether it be January 1st or another random day of the year, can be a fresh start for you. With that being said, as we head into 2014, we here at Doll Mag made some goals to keep in mind this year, and we'll be working on them *all* year long!

- **Learn more about photography**, and apply it to the pictures in issues and posts.
- **Connect more with our readers** – on our blog, on our personal sites, through email, and on Pinterest!
- **Continue to provide original content** encouraging doll play and creation!

Here's to a happy 2014, sweet friends.

XO,
Bella and **lulu** ☺

Yay! I love waking up to find out that school has been cancelled.

-Bella, Co-Editor-in-Chief

Yay! As long as we don't have to make up too many days of school at the end of the year.

-Lulu, Co-Editor-in-Chief

SNOW DAYS-
yay or nay?

NEXT ISSUE'S QUESTION: What is your favorite animal?

Bella's blog >> chicandpetite.wordpress.com | Lulu's blog >> theawesomeadventuresoflulu.wordpress.com
Email >> dollmagblog@gmail.com | Site >> thedollmag.wordpress.com | Pinterest >> <http://www.pinterest.com/dollmag/>

BITS & PIECES

A peek behind the scenes in the doll and Doll Mag world!

On the Doll Mag Website

You can find these and much more on the Doll Mag {thedollmag.wordpress.com} website this month! *The following posts will appear throughout January and February, so please be patient!*

- Meet our new friends, Grace and Meatloaf!
- Try out our new food editor's tasty recipe.
- Print out adorable doll-sized valentines.
- Complete the Great Reader Survey. It's for an article in the next issue!
- Read our review of the Campus Snack Cart!

HAPPY BIRTHDAY!

doll mag birthdays
this issue

- Bitty Baby Annie / January 2nd
- AG doll Ivy / February 28th



FUN FIND OF THE MONTH!

We happen to think that family game nights are a necessity come winter! You dolls can join in on the fun too with this cute game table, complete with matching floor pillows!

Game Table & Hodge-Podge Floor Pillows
\$35.00 from Payne Street Doll Boutique on Etsy



SO FUN!

Shop Owner Spotlight

Shop Owner: Miri // Shop: Amberfire Inspire {Etsy}

What inspired you to start your shop?

I have a doll Instagram {[@amberfirestudios](https://www.instagram.com/amberfirestudios)}, and I noticed that many of the people I follow have Etsy shops where they sell doll clothes. Knowing how to sew, I thought that this could be a fun and interesting opportunity.

How do you come up with the ideas for your outfits?

The main things I base the outfits I design are the outfits that I see people wearing around me, and the outfits that either are currently being sold or have been sold at American Girl.

What are some of your favorite color combinations?

I really like the way that blue and purple go together. I found a blue and purple blended fabric with sparkles at the fabric store near me, and I bought four yards of it.

BEDHEAD

These hairstyles are so cute and easy to do. They are just bound to be the talk of any sleepover!

MINI FISHTAILS



1. Separate your doll's hair into two sections.
2. Brush back one section, and separate it into two smaller ones.
3. Take an outside piece of hair from one smaller section and cross it to the inside of the other smaller section. Repeat until you reach the end of the hair, and secure with an elastic.
4. Repeat on the other side.

CROSS PONY



1. Take a small section of hair from one side of your doll's part, and braid. Secure with an elastic.
2. Repeat on the opposite side.
3. Take the two braids, and cross them over one another. Wrap the braids around the remaining hair.
4. Pull together all of the hair and secure into a ponytail with an elastic.
5. Remove the other two elastics.

DARLING BREAKFAST

There's nothing better than a hot breakfast. Have your doll wake up to a plate of warm treats – and don't forget the OJ!

QUICHE

- Cut out a *tan* felt circle.
- Cut out a long, thin rectangle that can wrap around the circle.
- Create a scalloped edge on the rectangle, and *hot glue* to the circle.
- Hot glue *white stuffing* to the bottom of the circle.
- Glue a *yellow* felt circle to the top, and add felt vegetables.

SCONES

- Cut out two symmetrical rounded triangle shapes from *tan* felt.
- Cut out small rectangles from *brown* felt, and sew onto each triangle with a *needle* and *thread*.
- Cut out a *tan* rectangle that can wrap around the perimeter of the triangles. Sew together on the top and bottom.

HASH BROWNS

- Cut out several strips that are 2 inches long from *tan*, *cream*, and *orange* felt.
- Using a *needle* and *matching embroidery thread*, sew the felt strip so that it becomes a wavy shape. Repeat as needed.

LOVE BUNCH

Happy Valentine's Day! You'll be all set to celebrate with these three crafts. Just don't forget the box of chocolates!



HAIR RIBBON

Materials

- Ponytail holder
- Four felt hearts
- Hot glue
- Pink ribbon

Instructions

1. Tie a bow with a piece of pink ribbon.
2. Cut two similar lengths of pink ribbon and glue to the bow.
3. Glue the bow to the hair tie.
4. Glue the hearts to each end of ribbon.



HEART PILLOW

Materials

- White felt
- Mini pink pompoms
- White thread
- Sewing needle
- Fabric stuffing

Instructions

1. Cut out two identical heart shapes for the pillow.
2. Sew the two hearts together with the needle and thread.
3. Stop at the top and fill the pillow with stuffing.
4. Finish sewing, and add pompoms.



VALENTINES BANNER

Materials

- Construction paper
- Markers
- Scissors
- Tape
- Ribbon or thread

Instructions

1. Cut out five identical hearts from construction paper.
2. Write Valentine's Day messages on each heart with the markers.
3. Cut out ribbon for the banner. Attach the hearts to it with tape.

Prima Ballerina

Isabelle Palmer is in major spotlight right now as Girl of the Year 2014! This talented dancer has many interests and goals, as well as a creative side. We sat down with Isabelle for a very exclusive interview...



Doll Mag: Isabelle, you had to audition three times to get into the Anna Hart school. How do you feel now that you were accepted?

Isabelle: I feel so accomplished! I'm really excited to learn more about dance there. I'm also really looking forward to participating in all of the exciting projects they do. Even better, my best friend Lusia and my sister Jade also attend Anna Hart, so I'm glad I'll get to see them during the day.

Doll Mag: What is it like being the Girl of the Year for 2014?

Isabelle: It's a really big honor, and I have to admit that it's pretty fun to be in the spotlight for a bit! I hope that through my experiences girls can learn to be creative and to never give up.

Doll Mag: What type of dance do you like the best?

Isabelle: Well, I mostly do ballet so I definitely love that! I also enjoy modern dance, and I always like to watch Luisa practice it.

Doll Mag: Besides dancing, what do you like to do in your spare time?

Isabelle: I love fashion, and I design a lot of costumes and clothes for myself. It's so fun to mix and match different colors and patterns.

Doll Mag: What is your relationship with your sister Jade like?

Isabelle: She helped me practice a lot so that I could get into Anna Hart, and I'm really excited that I'll get to see her, but I am a little worried about being in her shadow since she's so talented. We're still close though, and she'll always help me when I need it!

Thanks Isabelle!

for a party

Your doll will look lovely in this adorable dress! Dresses with an elegant print and playful cut can create a cute ensemble when paired with the right accessories.

American Girl Wrap dress from the Etsy shop, Hopscotch Sundae

THINK

pink!

Valentine's Day is coming up, and there is a way for your doll to "think pink" for any occasion! She will be pretty in pink from head to toe in these outfits.

By Lulu; photos from respective shop owners

for school

Vintage-style dresses like this can be perfect for school with the right accessories. Add leggings or tights, plus a pair of ballet flats, and you're good to go!

1950's Swing Era American Girl Doll Dress from the Etsy store, Jenny Wren's Dress Shop





for the cold

Whether it's raining or snowing, your doll will be fashionable when wearing this cute coat! Looking for outerwear for your doll? We suggest going for bright colors.

American Girl Doll Trench Coat from the Etsy shop, Doll Petite Couture

for the weekend

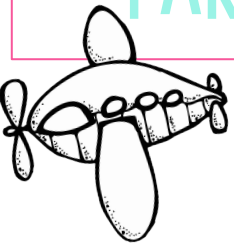
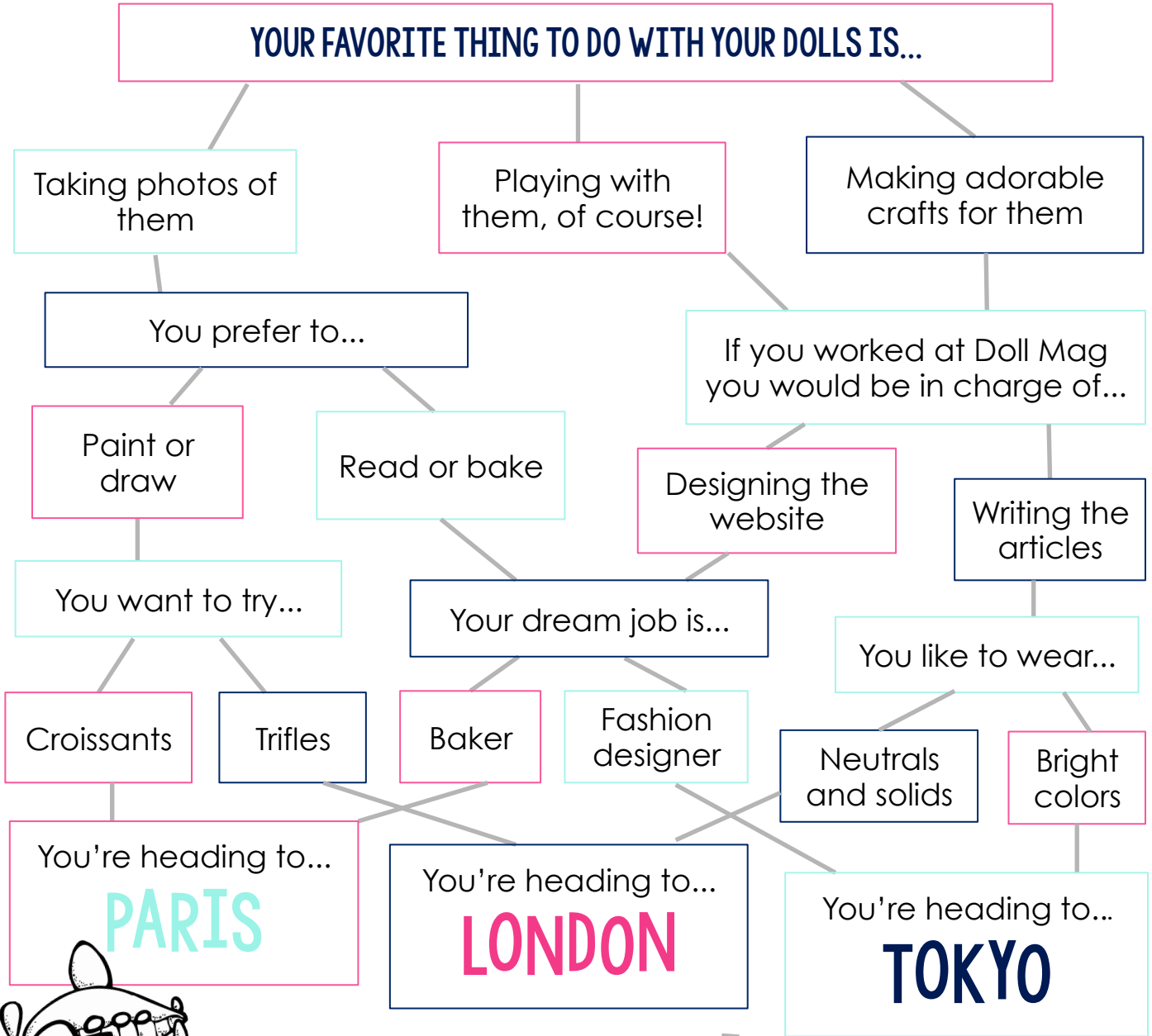
This furry vest and skirt make up the perfect cute, cozy outfit for your doll! Basic pieces with fun details {like the pattern or color} can help liven up a casual look.

Lollipops Kids Raspberry Three-Piece Outfit from the Etsy store, According to Emma




What TRAVEL DESTINATION is for You?

What is your dream destination spot? Where does you doll want to travel?
Take this quiz to find out!



let it

SNOW!







from the girls at DOLL MAG

6 things to look FOR IN 2014

pop culture edition!

Are you as excited for 2014 as we are?! There are so many wonderful things coming up, as shown by our round-up below. Kick off your 2014 with a bang!

1 new books



(B) Cress / Since You've Been Gone

(L) A World Without Princes / Of Sorcery and Snow

(Both) The Ghosts of Tupelo Landing

2 the winter olympics


The Winter Olympics only come every four years. Catch the 2014 ones, starting February 6th, on NBC! Here are just a few of the sports to look forward to...

- Figure Skating
- Cross Country Skiing
- Snowboarding
- Speed Skating



* Learn more: <http://www.olympic.org/sports>

new movies 3




(B) The Fault in Our Stars / If I Stay
(L) Mr. Peabody and Sherman
(Both) Muppets Most Wanted

4 new dolls

Monster High Sloman "Slo Mo" Mortavitch Monster High Doll

American Girl GOTY 2014 Isabelle {Read about her on pg. 8!}

Ever After High Lizzie Hearts Doll {No retail photo available}



5 new trends



The color of the year is Radiant Orchid, as declared by the color experts at Pantone. Expect to see this on clothing items and other products all year long!

Pastels are also on trend, especially for spring.

*Pictures from Pantone and Glamour

6 new {and old!} shows



(B) Sherlock / So You Think You Can Dance
(L) Downton Abbey

(Both) Girl Meets World / Last seasons of Glee and Good Luck Charlie

CREDITS

Book Pictures from Goodreads / Olympics Logo and TV images from Google images / Movie Posters from IMDb / Monster High Image from <http://monster-high-dolls.blogspot.com/> / Isabelle image from AG / Lizzie Hearts image from <http://everafterhighdolls.blogspot.com/>

COLORFUL

state of mind

One resolution for 2014? Be more adventurous in your fashion choices! It's easier than it may seem, especially when you work with unexpected, but stylish, color combos.

COLOR COMBO: *turquoise* and *green*

(Left) Skinny Stripe Maxi Skirt from shop, Dolz Dreamzzz



(Center) Lime Twist Sleeveless Dress from Cupcake Cutie Pie



(Right) Tunic Top and Capri Leggings from AM-PM Creations Too



COLOR COMBO: *blue* and *yellow*

by bella, photos from respective shop owners



(Left) Petal Pushers Outfit from Cupcake Cutie Pie

(Center) Trendy Knit Peplum Top from Closet 4 Chloe

(Right) Play Day Outfit from My Dressed Up Doll

COLOR COMBO: *purple* and *maroon*

(Left) Ruffle Shirt and Maxi Skirt from My Dressed Up Doll

(Center) Fuchsia and Coral Fresh Start Outfit from According to Emma

(Right) Granny Floral Cardigan from Mon Chat Dans La Lune



COLOR COMBO: *red* and *teal*



(Left) Puppy Print Button-Down Shirt from 18 Boutique

(Center) Let's Play Jacks Dress from Tallulah Sophie Too

(Right) Black Floral Boyfriend Shirt from Janie Jumps

tips

>> *try everything first* before dismissing it. You never know – you could love that bright orange top with a blue skirt!

>> With that being said, keep in mind that not everything will work. *use your best judgment* on what looks good together, without looking like a walking rainbow.

>> *try clothing in person* if you can. Colors can vary on the computer screen.

>> Finally, *have fun!* Making colorful outfits can be an efficient way to update your wardrobe without going on a huge shopping spree.

DOLL FUN AND GAMES

Winter can be boring, but not when there are fun games to play and holidays to celebrate! Stop snow day boredom with these fun ideas.

SCAVENGER HUNT!

Can you find these five items in our Valentine's Day themed scavenger hunt?

- Hat
- Plaid Bow
- Heart
- Cookie
- Handbag
- Mitten



ANSWERS: The hat is next to the rolling pin, the plaid bow is on the top left side, the heart cookie is next to the slipper and present, the hand bag is on the top right side, and the mitten is near the pillow.

HOLIDAY RANDOMNESS!

We love random holidays! Below are a few coming up in the next two months that we can't wait to celebrate with our dolls.

RUBBER DUCKY DAY / JAN. 13

Take photos of your doll with her rubber ducky!

READING DAY / JAN. 23

Read a book with your doll.
Bonus points if it an AG one!

TELL A FAIRY TALE DAY / FEB 26

Have your dolls take turns telling their favorite fairy tales!

PENGUIN AWARENESS DAY / JAN. 20

Make a penguin stuffed animal.

GUMDROP DAY / FEB 15

Eat some gumdrops together.

Bundle UP!

Elegant **EAR MUFFS**

- Start by twisting together two pieces of pipe cleaner.
- Cut off 1-2 inches of the pipe cleaners, so that they fit your doll's head.
- Glue a pom-pom on both ends of the pipe cleaners.

Marvelous **MITTENS**

- Cut out mitten-shaped pieces from felt. {Larger is better and always trace first!} If using patterned felt, make sure you trace on the right side.
- Sew the mittens together with embroidery thread.
- Slip the mittens in your doll's hand to make sure they fit.

It doesn't have to be snowing for your doll to grab her winter accessories! Keep her cozy warm with these easy crafts.




Stylish **SCARF**

- Cut two pieces of felt with these dimensions: 1.5 inches wide and 12 inches long.
- Sew the two pieces together with matching embroidery thread.
- Sew three mini pom-poms on the ends on the scarf.

In the March/April issue of

Doll Mag...



SEE OUR

COVER

STAR

What Jungle Animal Are You?

The winner of our cover contest will be announced this issue! Will it be your doll?

Take this fun quiz to see what jungle creature you're most like.



FALLING FOR VINTAGE

Historical dolls deserve new pieces too! It's hard not to want to buy these vintage-looking pieces at first sight.



bitty bunch

Learn all about Bitty Babies and Bitty Twins and their entire collection!