

It's our JUMBO birthday issue!

Doll MAG

July/August 2013

learn more
about *marisol
luna*

Take three
fun
quizzes!

Make some
**CAMP-
THEMED**
crafts

PLUS!
Our favorite
active wear for
all sports!





Read all about Marisol, our featured girl, on page 9! This picture of her is by Richard Jones, way back in 2005.

- Letter From the Editors page 3
- Bits and Pieces page 4
- We All Scream for Ice Cream! page 5
- Movie Night page 6
- Beat the Summer Heat pages 7 and 8
- On Pointe page 9
- Beach Days pages 10 to 14
- Quiz Fest! pages 15 to 17
- Color in Poster page 18
- Happy Birthday, Doll Mag! pages 19 and 20
- Doll Camp page 21
- GOOOOAL! page 22
- Next Issue page 23

contents

July/August 2013

Meet a Reader: Mya and Claire

Each month, we ask our readers to answer a set of questions for their doll for the chance to be featured in the upcoming issue. This month's winner is Mya and her doll, Claire!

DM: What is your favorite sport?

C: Oh, I have so many! I would choose between ballet and gymnastics.

DM: How do you prefer to eat your ice cream: a cup or cone?

C: I prefer a cone. I am kind of messy, but I love that waffle cone taste.

DM: How do you celebrate your birthday?

C: All of my friends come to celebrate and I get lots of presents with yummy cake.

Doll Mag July/August 2013 Volume 3, Issue 1 Editors: Bella and Lulu In-Field Reporter: Lulu Art Director: Bella Communications Director: Bella Social Media Guru: Lulu **Special thanks to this month's contributors...** Angelique from livewithyouragdoll.blogspot.com and Kay Jun and Holly Pino from dolldelightblog.com Want to contribute? Please contact us dollmagblog@gmail.com

Letter From the

Editors

Dear Readers,

Are you just as excited as we are for summer vacation?! The last day of school marks the beginning of two long, fun months full of swimming, good food, family and friends, and other activities. Personally, Bella can't wait to celebrate her birthday on July 24th {flip to pages 19 and 20 for tips!} , and Lulu is partial to homemade ice cream using our own ice cream maker. {check out sundae ideas on page 5.} However you decide to spend your summer months, we are wishing everyone a happy and safe summer. Savor the watermelon, fireworks, and long nights while you can!

XO,

Bella and **lulu** ☺

What is your DREAM VACATION?

Honolulu! It has my name in it :)
-Lulu, Co-Editor-in-Chief

I'd love to visit Australia someday, but I already love going to Lake Tahoe every summer with my family!
-Jess, Reader

Ooh! I really want to visit France and Greece one day.
-Bella, Co-Editor-in-Chief

My dream vacation would be going to a beautiful area, with flowers, trees, and plenty of grass. I would sit by the pool with friends, family, and of course my dolls!
-Angelique, Contributor

NEXT ISSUE'S QUESTION: What is your favorite school subject?

Bella's blog >> chicandpetite.wordpress.com | Lulu's blog >> theawesomeadventuresoflulu.wordpress.com
You can also contact us at our new email address: dollmagblog@gmail.com

BITS & PIECES

Tidbits of news in the AG world!

Have you made something in Doll Mag before? Email us photos for a future issue!



On the Cover

Did you notice something new about our cover? Yes, we are now producing our own photos! Our model, Nicki, was given the honor of being our cover girl. We hope this will help further our image as "Doll Mag!" Do you like this silly outtake of Nicki and her friend, Cece?

SUMMER FUN

Earlier in June, Bella was delighted to share her summer fun kit for dolls! Chock full of printables, the set is perfect for setting up fun summer scenes, not to mention it helps keep boredom away! Look for activities you can do in the kit throughout the issue with the marked star.



You Asked, We Answered!

We gave you the opportunity to ask us any questions, and here is what we had to say!

Can you do some sports crafts? – Mya Thanks for the suggestion! We will keep it in mind for a future issue, but for now, look at all the sportswear options for your doll on page 22.

Can you send actual copies of Doll Mag? - Emily That would be so cool to do one day, but unfortunately, we don't have the time or resources to do it. Maybe in the future, though!

How long have you known each other? - Kat This question made us giggle a bit – because we are sisters! Bella is older by three years :)

More of your questions and our answers can be found on our FAQ page!

We All Scream For

ICE CREAM!

Summer is the time for ice cream! Below are ideas to make delicious and easy sundaes.

SIMPLE VANILLA ICE CREAM

You will need...

- 1 cup of whole milk
- $\frac{3}{4}$ cup granulated sugar
- Pinch Salt
- 2 cups of heavy cream
- 1 tablespoon of pure vanilla extract

Pour all of the ingredients into a large bowl, and whisk them together. Cover the bowl, and refrigerate it for about 3 hours. Using an ice cream maker, pour the mixture into a frozen freezer bowl, and turn the machine on for about 30 minutes, or until the mixture is creamy.

Adapted from the Cusinar Recipe Booklet



STRAWBERRY CHOCOLATE SWIRL

This sundae is a delicious mix of sweet strawberries and salty pretzels. It's super easy to make!

You Will Need...

- Strawberry Ice Cream
- Chopped Strawberries
- Chocolate Chips
- Crushed or small pretzels

Recipes by Lulu, picture from Melonheadz

TRIPLE BERRY MIX

This ice cream is perfect for a hot summer day! Your taste buds will be satisfied with the sweet fruity taste.

You will need...

- Vanilla Ice Cream
- Raspberries
- Blueberries
- Black Berries
- Chocolate Fudge Sauce

SUGAR RUSH

Get ready for an explosion of tasty, sugary fun! This sundae is a rainbow of candy, and it's sure to be a new favorite.

You will need...

- Cookies 'n' Cream Ice Cream
- Rainbow Sprinkles
- Gummy Bears
- Mini Chocolate Chips
- Whipped Cream
- Cherries

PEANUT BUTTER NUTSHELL

Craving a crunchy, peanut buttery taste? This sundae is for you!

You Will Need...

- Brownie or Chocolate Ice Cream
- Chopped Bananas
- Nuts
- Peanut Butter

THE BIGGEST

MONSTERS UNIVERSITY



MONSTERS UNIVERSITY

Release Date / June 21

In this prequel {that we can't wait to see!} of the movie *Monsters Inc.*, you travel back to Mike and Sully's college days at Monsters University! It's sure to be a fun film.

MORE MINIONS. MORE DESPICABLE.



DESPICABLE ME 2

Release Date / July 3

Who doesn't want more minion fun? Ever since we saw and loved *Despicable Me*, we've been waiting for the next film. We can't wait to see it.



TURBO

Release Date / July 17

A snail that wants to be a racer, a sure to entertaining plot, AND it's cutely animated?! What could be better? We can't wait to see this *fast* film.



TEEN BEACH MOVIE

Release Date / July 19

Get ready for some singing, surfing, and dancing fun! In this new Disney film, the two main characters find themselves stuck in a movie, and they can't get out! We can't wait to catch it this summer.



PLANES

Release Date / August 9

Did you love Disney's *Cars* movie? If so, you're certainly going to be wanting to see the film, *Planes*! This spinoff follows the adventures of flying vehicles from the same world.

★ Send your doll to an outdoor concert!

BEAT THE Summer heat

The summer can be HOT, but don't let that get you bored! Use our tips to stay cool and have fun.

Collected and formatted by Bella



Take a **photo a day**.
Doll related or not, it is a great way to document your summer!



Summer is such a beautiful thing! Blissful, carefree days - and of course, no school! But then again, sometimes summer boredom can creep up on us. Over the years we've learned a few tricks to keep the summer blues away - and our favorite is

to **get outside!**

Sometimes we forget that right outside the back door is the most exciting and invigorating place to be! Have a picnic in the yard, take a walk around the block or enjoy some ice cream on the front porch! Don't forget to explore, especially what is around you!

-The girls at Doll Delight

Host an **american girl movie marathon!**

Gather your favorites (including the new Saige one!), put you and your dolls in their pajamas, and pop some popcorn. Invite some friends over to make it a party!



Go on an **ice cream crawl!**
Pick a local city, and find all of the ice cream shops there. Print out a map, grab a few friends, and taste-test the ice cream!

Save YOUR money!

Summer has some pretty addictive things, that sometimes my dolls and I, feel we just HAVE to have, like ice-cream , flip flops, and summer rompers! So here are a few tips on how to save this summer... {or earn money!}

1. Make your own doll clothing! Liberty Jane has free doll patterns. When you get good, open an Etsy shop!
2. Have a lemonade stand! :)
3. If you already have 5 black t-shirts, why buy another? Limit your buying habits!
4. Earn money by cleaning your house!
5. As much as we always want more clothing, us doll lovers have a lot. To make room for some new clothing, sell some of your old ones.

-Angelique of My American Girl's Story



Host an AMERICAN GIRL DOLL PICNIC!

Invite your friends over with their dolls, and have an American Girl inspired picnic. Perhaps you have different types of bagels in honor of Rebecca. Make homemade ice cream like Addy! You could even try your hand at making hand pies, which were popular during many of the Historical Dolls' time periods.

Read a good **BOOK**. Ask your local librarian for newer suggestions. Our choices? Lulu suggests *anything* by Jessica Day George or E.D. Baker, and Bella is more partial to young adult authors, such as Morgan Matson and Robin Benway. {which are appropriate for girls ages 13 and up!}

Visit local **places**, such as the zoo or a museum! Bring your doll and take photos along the way. Don't forget to smile!

Go **etsy Shopping!** Here are a few of our favorite shops... Remember, sometimes "window shopping" is the most fun!

- Elegant Basics
- Mon Chat Dans La Lune
- Janie Jumps
- Soda Pop Street
- Fox and Family

Learn a **NEW SKILL**. Always wanted to jump rope? Want to learn French? Now is the time!

Etsy



On Pointe

This spunky and lively 18-year-old was the center of attention back in 2005 when she was chosen as the American Girl Doll of the Year! We got to catch up with this inspiring dancer...

Marissol Luna walks into our interview wearing a trendy pair of shorts and a casual ruffled top in her signature color, purple! A wide smile is spread across her face as she gracefully sits down.

DM: What are you doing now?

ML: I've been very busy lately, but I have been teaching a dance class at a community center nearby. I have also been reading lots of books and celebrating the fact that it's summer!

DM: What are your plans for the rest of the summer?

ML: I'm getting ready for college, but I'm also really looking forward to hanging out with friends some more. I would love to go on some fun trips with my family!

DM: Are you still dancing?

ML: Yes I am! Ballet Folklorico is still my favorite, but I have explored tap and jazz a lot more, and I have been working hard on my ballet training. I'm hoping to use the different genres in my career as a dancer.

DM: What is your best advice for an aspiring dancer?

ML: This advice really works for anyone who is pursuing an interest that they're passionate about. I would just tell them that you should always follow your heart, and to never give up, no matter what obstacles are thrown your way!


Thanks so much
Marissol!



Learn a
Ballet Bun
in Three Easy Steps!

From ballet to tap, Marisol is always dancing! Your doll can too. This simple, yet stylish hair style will keep her cool while she's shining up on that big stage...

1. Start by pulling your doll's hair into a tight, high ponytail
2. Start to twist the ponytail, and wrap it around the base of the ponytail
3. Add clips to hold hairstyle in place



This cutie is wearing a bikini from Lori Liz Girl and Dolls.

beach

DAYS

Summer is finally here! That also means that trips to the beach and the pool are bound to happen. Keep you doll looking cute with our tips!

By Bella., photos from respective shop owners.

★ No beach nearby? Instead, set up a cute community pool.

tip 1: look for the little things

While every other doll is wearing the standard one piece, yours can stand out when you look for small unexpected details! The ruffles on this bikini top sold it for us.

This dollie is wearing a swimsuit from Abby Rose Doll Clothes.



tip 2: go for all-over prints

When you are unsure what swimsuit to go for, all-over prints are always a safe choice. Don't be boring though! The silver stars on this swimsuit is a nice touch.

This doll is wearing a bathing suit from The Beach Shack.





TIP 3: add accessories!

It's important to have a tote bag to carry around beach necessities {think sunscreen, sunglasses, and a snack!} so why not match it to your swimsuit? We love this matching set from Mena Bella.

This girlie is wearing a one-piece from Mena Bella.

tip 4: embrace Your Personality

Total tomboy? Go for the adorable rash guard and boy shorts! More on the girly side? A swim skirt and bow headband are the perfect idea.

This cutie is wearing a swimsuit from Linny Rose.



quiz fest!

We know how easy it is to get bored in the summer! Take our three fun quizzes with a friend and compare your answers at the end. Results are in the dashed boxes with each quiz.

what summer sport are you?

1. You're heading to the aquarium on a field trip! You want to see a...

- A) Cute little sea horse.
- B) Playful dolphin.
- C) Colorful school of fish.

2. Time to sign up for after-school clubs! You can't wait to start...

- A) Running for student council president.
- B) Start taking photos for yearbook.
- C) Diving into the water for swim team.

3. You spot a perfect shade of nail polish at the store! It's called...

- A) Primrose Pink.
- B) Sunflower Gold.
- C) Coral Reef Turquoise.

4. During art class, you can be found...

- A) Drawing a pretty landscape.
- B) Gluing all sorts of things together to make a collage.
- C) Painting a piece of pottery with water colors.

5. Your favorite candy is...

- A) Any type of chocolate!
- B) Gummy Bears.
- C) Hard Rock Candy.



a Tennis



b Volleyball



c Swimming!

what summer shoe are you?

1. Your dream house is a...

- A) Tree house in the Galapagos, complete with vines to swing across the forest.
- B) Large, beautiful, Victorian mansion that includes an elegant fountain and personalized garden.
- C) A beach house right along the water, where you can see the sun rising every morning.

2. It's time to go to the beach! In your tote bag, you'll find...

- A) Sunblock, a beach ball, and a new boogie board.
- B) Sunglasses and the latest issue of your favorite magazine.
- C) A camera, a good book, and money to get a delicious ice cream treat.

3. In your closet, you can find...

- A) Sports Uniforms, countless pairs of sneakers, and comfortable yoga pants.
- B) Floral dresses and sparkly accessories.
- C) Basic tees, your favorite pair of jeans, and shorts with fun prints.

4. It's your best friend's birthday, your gift bag contains...


- A) A gift certificate and a funny card.
- B) A craft making kit that you two can do together.
- C) A homemade photo frame complete with a picture of the two of you.

5. Your at a restaurant with your family for dinner, and you order...

- A) A big hamburger with fries.
- B) Grilled chicken and a salad.
- C) A classic - pizza!



a Sneakers



b Flip-Flops



c Sandals

what summer treat are you?

If you could eat only one food for the rest of your life, you would have...

Chocolate chip cookies! What's not to love?

Popcorn! It's a vegetable and a treat.

Hmm...how about an everything pizza?! The name doesn't lie!

For your school newspaper, you're writing...

Your dream pet is a...

An advice column!

A story about the school musical's opening night!

Fluffy dog

Penguin

Your dream job is...

Your walls are covered with...

For your school project, you decide to make

A teacher

A performer


Photos of you and your friends

Artwork made by you

A fun poster and speech

A poem or song


cotton candy
Sweet, cheery,
and bubbly


s'mores
Energetic, excited,
and passionate


ice cream
Creative, bold, and
unique

Happy 2nd Birthday

DOLL mag!

From the girls at Doll Mag :)





That's Sally!

Ruthie

Izzy

Happy Birthday DOLL MAG!

Doll Mag is celebrating it's second birthday this summer, and we are hosting a big party! To help out, we requested our model, Sally, who's birthday is in August, and her friends to attend.

CRAFTS BY BELLA AND LULU; WRITTEN BY LULU; PHOTOS AND FORMATING BY BELLA

BIRTHDAY CURLS

Overtime your curly haired doll's style might lose its shine, and it will just end up being frizzy and tangled. To get Sally ready for this birthday photo shoot, we gave her a quick curly hair spruce-up!

1. Start by adding a bit of water to your doll's hair. You don't want it to be drenched, just damp.
2. Brush through the tangles. Don't worry if the curls become a little bit undone.
3. Take small parts of your doll's hair, and twist them with your finger until the twist has turned into a tight coil.
4. Pin it onto the top of your dolls head. Do this until all of your doll's hair is pinned up.
5. After a few minutes, take your doll's hair out of the pins, and style them into place.



BIRTHDAY HATS

Give your party guests this cute accessory for guaranteed fun!

1. Start by cutting out a half moon shape, about 8 in. for the straight line, and about 12 in. for the curved part.
2. Staple the ends together, to fit your doll's head.
3. Glue a pom-pom onto the top. Let dry.



PHOTO BOOTH

Have the guests stand and get their picture taken as party favors. Fun props are a cute addition, but not necessary.

1. First, cut out a large rectangle of butcher paper. Make sure it is big enough for a doll to stand behind it!
2. Then, cover it with your desired design. We went with scalloped rows.



CAKE STAND

No birthday party is complete without cake!

1. First, get a small rectangular or cylinder shaped block, and a thick ribbon.
2. Wrap the ribbon around the center of the block, and tie it off with a wide bow.
3. Top off the stand with a wide plate, to keep your cake on.



DOLL CAMP

BY BELLA

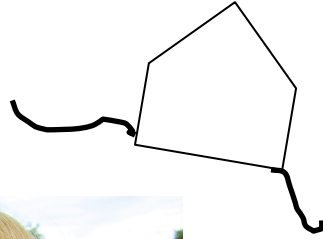
Heading off to camp this summer? Keep your doll looking cute and cool with our easy-to-make accessories. All you need is patterned and plain felt, cotton filling, embroidery thread, and basic sewing skills {all of this can be done by hand.} Let's get started!



CRAFT ONE: BANDANA

Cut out the shape shown below in felt. Using a coordinated piece of embroidery thread, stitch a straight line at the bottom so that the thread hangs out. Tie behind your doll's hair with the hanging pieces of thread on both sides.

Thanks Louisa and Ellie!



CRAFT TWO: PILLOW

Cut out two equal-sized squares of patterned felt and plain felt. Stitch three sides with coordinating embroidery thread, leaving an opening at the top. Stuff the cotton filling inside, then stitch close. Your doll can use it when the grass is hard and/or wet!



CRAFT THREE: BACKPACK

Cut out a long rectangle of plain felt. Fold in half, giving one side an extra inch to act as the flap. On the half without the flap, you can stitch on a square of patterned felt for a pocket. Stitch the sides close with embroidery thread. Add Velcro tape to shut close. For straps, braid together embroidery thread so it is a strong "strap" and attach with tape or glue.

★ Download a camp sign and flag before sending your doll off!

GOOOAL!

These sporty styles are cute, comfortable, and are sure to be a fashion score at any event!
By Lulu, photos from respective shop owners

This shimmering leotard will make you feel and perform confidently! The detail is perfect for any big performance or competition.

Outfit from Terri's Touch



This soft sweatshirt is sure to become a favorite! The cozy interior will keep you warm on fun summer nights outside.

Outfit from Love Ellie Bean



Game-Set-Match! This outfit is perfect for playing at home or on the championship court. You could even wear the T-shirt with a pair of jeans on the weekends.

Outfit from April June Bug



Get ready to be a star player! This bright uniform is great for scoring or just being a good sport, with its athletic and easy-to-move-in material.


Outfit from Dream World Dolls

In the September/October issue of

Doll Mag...

From MALL to DOLL

Love shopping at American Eagle? Do you prefer Gap instead? Your doll can have the same exact style with our choices!



THE CANDY BAR

Your doll can go have fun trick-or-treating once you make her these fun sweets!



Playing Dress Up

Dress your doll up as in all sorts of costumes with our favorite picks!

In the Times

Kit Kittredge wants to be a famous reporter, but she's also quite similar to you! Learn all about her in our exclusive interview.

