

Read the results of our reader survey!

# Doll MAG

March/April 2014

Easy and  
yummy snack  
recipes

Learn all  
about the  
*Bitty Line*

The best  
FLORAL  
OUTFITS

**PLUS!**  
It's our cover  
contest winner,  
Melody Q!





We reveal the details on our first ever cover contest winner, Melody, on pages 8 and 9!

- Letter From the Editors page 3
- Bits and Pieces page 4
- The Snack Pack {Mini Munchies} pages 5 and 6
- Pet Palooza! page 7
- Meet Melody pages 8 and 9
- Falling for Vintage pages 10 to 13
- Quiz page 14
- Color in Poster page 15
- Spring Blooming pages 16 and 17
- The Great Reader Survey pages 18 and 19
- Doll Fun and Games page 20
- Bitty Bunch page 21
- Next Issue page 22

# Contests

March/April 2014

## Cover Contest News: Runner-Ups

You can view the cover contest winner Melody's interview on pages 8 and 9, but we also wanted to give a little shout-out to our two runner ups! They are N and her doll, Alia, and Sharry and her doll, Julie. Congrats!



Letter From the

# Editors

## Doll Mag March/April 2014 Volume 3, Issue 5

Editors: Bella and Lulu  
In-Field Reporter: Lulu  
Art Director: Bella  
Communications  
Director: Bella  
Social Media Guru: Lulu  
**Special thanks to...**  
Interviewee Christina,  
Contest winner Xyra  
and her doll, Melody

Want to contribute?  
Please contact us  
[thedollmag@gmail.com](mailto:thedollmag@gmail.com)

### On the Cover

Melody loves playing lacrosse in the spring! Here, she is modeling in American Girl's Lacrosse Outfit and Gear, released in 2012.

Dear Readers,

Can we spread some **spring love**?! After months spent indoors due to freezing temperatures and piles of snow, we can't wait to get outside. Spring brings lots of fun activities and events; we know we'll be busy the entire season! **Melody**, our first ever **cover contest winner**, keeps busy too. From playing her favorite sport, lacrosse, to blogging, she knows how to have fun and definitely displays what we like celebrating here at Doll Mag! All of our readers are awesome {just check out the responses on pages 18 and 19!}, so we want to take a quick moment to say **thank you**. We are so excited to see where the rest of 2014 takes us!

xo,

Bella and **lulu** ☺

Psst. Bummed out that you didn't get to enter the cover contest? Always check back for new announcements – you never know when we'll introduce a new contest!

I would have to say elephants and kangaroos!  
-Bella, Co-Editor-in-Chief

I LOVE pandas!  
-Lulu, Co-Editor-in-Chief

What is your  
FAVORITE  
ANIMAL?

**NEXT ISSUE'S QUESTION:** What songs make up your summer playlist?

Bella's blog >> [chicandpetite.wordpress.com](http://chicandpetite.wordpress.com) | Lulu's blog >> [theawesomeadventuresoflulu.wordpress.com](http://theawesomeadventuresoflulu.wordpress.com)  
Email >> [dollmagblog@gmail.com](mailto:dollmagblog@gmail.com) | Site >> [thedollmag.wordpress.com](http://thedollmag.wordpress.com) | Pinterest >> <http://www.pinterest.com/dollmag/>

# BITS & PIECES

A peek behind the scenes in the doll and Doll Mag world!

## On the Doll Mag Website

You can find these and much more on the Doll Mag {[thedollmag.wordpress.com](http://thedollmag.wordpress.com)} website this month! *The following posts will appear throughout March and April, so please be patient!*

- Celebrate April with our next themed week: **Rainy Day Week!**
- See Lulu's favorite **patterned picks** to buy for your doll.
- Get an inside look at **a Doll Mag cover shoot**.
- Dolls know how to survive the worst of days – Monday mornings! Get through **your week with our tips**.

## FUN FIND OF THE MONTH!



We already love Echo's blog, but the corresponding Etsy shop is a close second! Snag one of the hand-painted faux leather jackets for spring.

*Swiftie with Lipstick Painted Black Faux Leather Jacket \$22 from From Echo with Love on Etsy*

## doll mag birthdays this issue

- AG doll Marie-Grace / March 3<sup>rd</sup>
- Doll Mag Model Josefina / March 19<sup>th</sup>
- AG doll Rebecca / April 4<sup>th</sup>
- AG doll Addy / April 9<sup>th</sup>
- Bitty Baby Lala / April 17<sup>th</sup>
- AG doll Felicity / April 21<sup>st</sup>
- Doll Mag Model Ellie / April 22<sup>nd</sup>
- AG doll Molly / April 22<sup>nd</sup>

HAPPY BIRTHDAY!

## Shop Owner Spotlight

Shop Owner: Christina // Shop: Daisy Chains {Etsy} // Site: <http://simplydollightful.blogspot.com>

### How do you come up with the ideas for your outfits?

Most often, I think about the outfits that I would have wanted for my dolls when I was younger. I also go by what's popular but still classic and cute.

### What are some of your favorite color combinations?

I love turquoise/brown and pink/grey.

### What are your favorite pieces to make?

Probably sundresses. They're the easiest and they always turn out super cute!



MINI

# munchies

These easy crafts make perfect snacks for your doll. You can get the recipe for yourself too!

written by lulu and bella · formatted by bella · photos by bella · crafts by bella and lulu

y  
u  
m

## peanut butter and chocolate chip graham crackers

### you will need

- Light brown foam
- Tan craft paint
- Dark brown felt
- Cotton swab
- Scissors

### to make

1. Cut out two inch by one inch rectangles from brown foam.
2. Dab tan paint onto the foam with a cotton swab.
3. Sprinkle bits of brown felt on the foam right after you paint.
4. Let dry.



## cheese and crackers

### you will need

- Tan foam
- Orange-yellow felt
- Scissors
- A tooth pick or sharp pencil

### to make

1. Cut out circles or squares from tan foam.
2. Poke holes in them with a toothpick so they look more realistic.
3. Cut out squares of orange-yellow felt to act as "cheese."
4. Glue them together.
5. Let dry.

+  
a  
s  
y

## snack mix

### you will need

- Yellow/orange felt
- Brown pipe cleaner
  - Colored foam
  - Markers
  - Scissors
- Tiny white pom-poms
  - Packing peanuts

### to make

1. Cut out Goldfish crackers from light orange felt.
2. Twist brown pipe cleaner together to make pretzels.
3. Cut out tiny circles of different color foam to act as candies. You can even write a "logo" on it!
4. Cut out squares of dark orange felt or foam to act as Cheez-Its.
5. White mini pom-poms are good for marshmallows, and yellow-colored packing material works as popcorn.
6. Mix together the "snacks" in a doll-sized bowl



arrange the snack mix on a plate for easy "serving!"

## recipes for yourself!

### peanut butter & chocolate chip graham crackers

1. Spread peanut butter on a single graham cracker.
2. Sprinkle mini chocolate chips on top.
3. Enjoy!

### cheese and crackers

1. Slice up thin pieces of cheese.
2. Top a cracker (such as Ritz) with a piece of cheese.
3. Make a sandwich by adding another cracker!

### snack mix

1. Arrange Goldfish crackers, mini pretzels, M&M's or other candies, Cheez-Its, marshmallows and popcorn in a large bowl.
2. Scoop out servings as needed.

mix it up! try your own variations on these recipes. who knows what yummy snacks you can create?

# PET palooza!

Doll pets deserve some love too! Make them these adorable crafts, and be ready for an overload of cuteness.



## pet bowl

### Materials

- Foam
- Brown foam
- Glue
- Scrapbook paper

### Instructions

1. Cut out a small circle of foam.
2. Cut out a thin rectangle that can fit around the circumference of the circle. Glue to the base.
3. Cut out scrapbook paper to decorate the bowl.
4. For pet food, cut out brown foam in small rectangles. You can glue it in the bowl, if desired.

## pet collar

### Materials

- Ribbon
- Stick-on gems
- Velcro

### Instructions

1. Measure the length of the pet's neck, and cut ribbon accordingly.
2. One on end, place a piece of Velcro.
3. On the other end, flip the ribbon over, and place the other piece of Velcro.
4. Add on the gems.

## pet bed

### Materials

- One sheet of "stiff" felt
- One sheet of regular felt in a different color
- Fabric stuffing
- Hot glue gun and glue

**Instructions:** Cut out a piece of stiff felt that is 4 1/4 by 7 3/4 inches. This is the base. Next, cut out two rectangles from the stiff felt that are 1 1/2 by 7 3/4 inches. Cut out two more rectangles 1 1/2 by 4 1/4 inches. Using the hot glue gun, glue the smaller rectangles to the base. Glue the fabric stuffing on the bottom of the base. Cut out regular felt the same size of the base, and glue on top of the stuffing. Add a label.

Meet



By Bella and Lulu, with help from Xyra and Melody

## IN THE NOVEMBER/DECEMBER ISSUE OF DOLL MAG,

we announced that we were holding a cover contest where our readers could submit photos and a description of their most photogenic doll! After long hours of consideration {and help from our lovely guest judges, Char from Doll Diaries and Jen from AG Doll Play}, we decided on a winner. Get to know our first cover star, Melody Quinn Silverleaf!

**DM**: Melody, tell us a little bit about yourself!

**MQS**: Okay! My full name is Melody Quinn Silverleaf, and I'm a retired American Girl Doll of Today from 2000. I'm so excited that I was chosen as the cover star!

**DM**: What are some of your favorite hobbies?

**MQS**: I love to play lacrosse in the spring {I was so excited when AG released a lacrosse outfit!}. I also like to read, hang out with my four sisters, play games, and blog.

**DM**: Do you have any pets?

**MQS**: Yep! I have several pets including cats, dogs, a llama {I love to say that word!}, rabbits, a hermit crab, a guinea pig, and even a monk seal.

**DM**: We know you have a blog! Can you tell us a bit about it?

**MQS**: My blog is called Tea Time With Melody Q, which I write along with my four sisters and Xyra {the human!}. If you can't guess, tea is my favorite beverage.





Fun

# F A C T S

**OUT OF ALL HER PETS**, Melody's favorite is her dog, Cocoa.

**IN LACROSSE**, Melody plays point and cover point defensive positions!

**MELODY IS COMPLETELY HONEST** about her preferences in tea.

## THE JUDGES SAID...

[Melody's photos] really show off her interests and the things she cares about the most.

Melody has a wide variety of interests; from playing lacrosse to blogging, this girl is busy!

Melody's photos and description are full of personality!



## THANK YOU

Many people helped make this cover contest happen! A huge thank you to...

- The **readers** that entered and help spread the word!
- Our **guest judges**: Char from Doll Diaries and Jen from AG Doll Play.
- Our **mom** for providing extra insight.

## Lace and Patterns

A delicate pattern that blends into a basic cut gown is a lovely historical style. Make sure to add a bit of color with accessories!

*Regency Gown for Caroline From Babies Art Us*

# FALLING FOR

# Vintage

This spring, treat your historical dolls to some new dresses! It's so easy to do with all of the amazing homemade clothing shops online. Here are some of our vintage-style favorites! *By Bella and Lulu; photos from respective shop owners*



## *Buy the Versatile*

Show off your doll's vintage style with a neutral-colored jacket. It looks good with both a long Victorian dress or a top and jeans.

*Lincoln Square Edwardian Dress and Bloomers from Cupcake Cutie Pie*

# *Wear Color!*

Go for a playful pattern and bright colors in a sweet '50s style dress. Don't add flashy accessories, though, let the main piece shine!

*Happy Go Lucky Dress from Kindred Thread*



*Kindred Thread*



## *Don't Overdo*

Sometimes a simple floral pattern and flattering color are just the thing to finish off an outfit. To add some more interest, find a fun stitching or neckline.

*1950'S WWII Swing Era Dress from Jenny Wren Dress Shop*

# What Jungle Animal Are You?

Are you a sweet elephant? A playful monkey? A clever jaguar?  
Take this jungle-themed quiz to find out!

By Lulu / Drawings and text font by Bella / Leaf background by Lulu & Bella

1. For your school talent show, you're...

- a) The stage manager, making sure things run smoothly!
- b) Hosting, as you've been coming up with jokes all week.
- c) Performing a really complicated (and impressive!) gymnastics act.

2. You're at the mall and can pick out one last thing. You choose...

- a) Nothing. You're saving your money up for something big!
- b) A cute top from a store your friend recommended.
- c) A cool pair of ankle boots in a bold animal print.

3. You're at a sleepover but no one knows what to do, you suggest...


- a) Watching a movie. You'll make the popcorn!
- b) Playing that new dance video game. You've been practicing and want to show off your moves!
- c) Playing hide-and-go-seek inside... but in the dark!

4. After school, you most likely can be found...

- a) Either at home or at an after-school activity.
- b) Hanging out with friends.
- c) Always doing something new and different!

Mostly A's / You're a sweet and humble

Elephant



Mostly B's / You're a playful and friendly


Monkey



Mostly C's / You're a clever and daring


Jaguar





have a great  
**March**  
and  
**April!**

*from the girls at doll mag*





## Spring Palette

Spring's colors are blue, pink, yellow, and green, all of which are in this cute skirt. To really get into the spring spirit, try finding pieces with those colors in a pleasing pattern. ♥ *Feeling Happy from Dream World Collections*



**Twirling Around** This purple skirt has a perfect cut for spring. Clothes that flow out can create a great warm-weather style. ♥ *Liberty of London Floral Skirt from Love Lila Jo*



**A Pop of Color** This pretty headband can be used to add pops of color to an outfit. When your doll is wearing basic pieces, look for an accessory that will brighten things up. ♥ *Blue Floral Headband from Janie Jumps*

S p r i n g  
B L O O M I N G

There's all sorts of pretty flowers blooming in the spring, and there's also plenty of flowers on these adorable eighteen inch doll clothes! Read our fashionable floral tips in this style article.





## A Bit Of Embellishment

Floral can be done in all sorts of ways, from basic designs to texture, and embellishment can make a piece become gorgeous. Try finding a bit of sparkle or lace in your doll's pieces. ♥

*Classic Event 3-Piece Outfit from DolzDreamzzz*



## It's All About The Details

The pink polka-dot lining in this shirt brings out the pink in the flowers. Details like that can highlight the best parts of an outfit. ♥ *Denim Skirt, Sleeveless Top, and Headband from Doll Petite Couture*



## Floral From Head To Toe

On a warm spring day, go all-out in a bold floral patterned dress. Showcase the print with complimenting accessories. ♥

*Paisley Peasant Dress from Sew Fun Doll Clothes*



**JANES**

by Liberty Jane



**Finish Off The Look** Add a bit of floral to an outfit with a great pair of shoes. There's plenty of different styles for spring, like sandals, slip-ons, and even sneakers, that can be used to pull your doll's whole ensemble together. ♥ *Black Floral Janes from Liberty Jane*

# the great

# READER

## survey

In January, we opened up a survey for our readers, asking about their dolls and Doll Mag. Here are the results!

Seventy people entered the survey, which ran from January 2<sup>nd</sup> to February 14<sup>th</sup>.

## WHAT DO YOU LIKE TO DO WITH YOUR DOLL?

Making up stories

Doll-blogging!

Taking photos

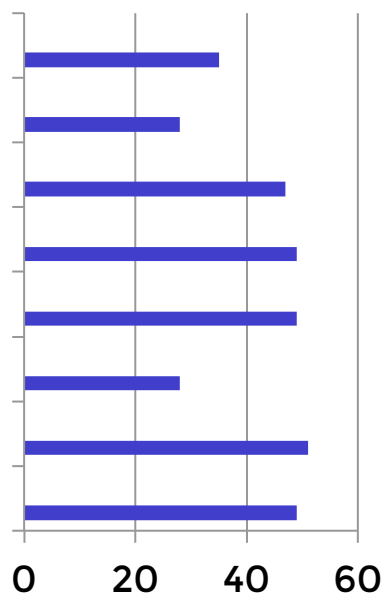
Doing their hair

Dressing them

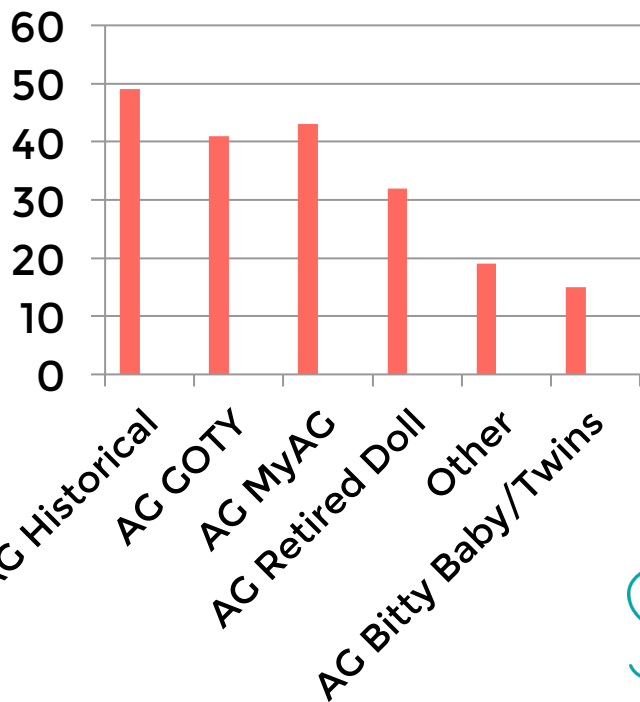
Traveling

Playing

Making crafts




## WHAT DOLLS DO YOU HAVE?



99% of our readers enjoy reading other **DOLL BLOGS!**

60% of our readers **SEW CLOTHING** for their dolls!



# F A Q ' S

**Q:** How old are you?/  
What's your relationship?

**A:** We don't want to share our exact ages, but we personally think that any age can love dolls! As for our relationship, we're sisters :)

**Q:** What's your favorite thing about Doll Mag?

**A:** Bella loves designing each article, as she would love to go into graphic design one day! Lulu loves finding fashions for posts and articles and writing quizzes!

**Q:** Would you mind if someone did something like Doll Mag?

**A:** Of course not! We just ask that you use your own ideas and, if needed, give credit where credit is due.

**Q:** Where do you get your ideas?

**A:** Good question! We really get inspiration everywhere - from other doll bloggers, magazines, the current season, even movies!

**Q:** What camera do you use?

**A:** Our photos are taken with a Canon Powershot Elph 100 HS or a Canon Rebel T1i.

**Q:** How long have you been doing Doll Mag?

**A:** We started our website in April 2013, but we have been writing magazines since July 2011.

## WHAT WE'RE WORKING ON...

- Making and sharing more crafts.
- More hairstyles for dolls.
- Making our interviews longer.

\*A **frequent comment** was to see if we could make a monthly or longer issue of Doll Mag. We would love to but it's difficult with school and other activities. Thanks for asking, though!

# DOLL FUN AND GAMES

You can play a game of Bingo with your dolls using our fun American Girl themed cards! Each card is covered in different historical and Girl of the Year Dolls, along with their pets. To be the caller, use the list of dolls in the right hand corner of the page.



**HISTORICAL DOLLS:** Julie Albright, Ivy Ling, Molly McIntire, Emily Bennet, Kit Kittridge, Ruthie Smithens, Rebecca Rubin, Samantha Parkington, Nellie O'Malley, Addy Walker, Ceclie Rey, Marie-Grace Gardner, Caroline Abbot, Josefina Montoya, Felicity Merrimen, Elizabeth Cole, Kaya'aton'my

**GIRL OF THE YEAR DOLLS:** Isabelle Palmer, Saige Copeland, McKenna Brooks, Kanani Akina, Lanie Holland, Chrissa Maxwell, Gwen Thompson, Sonali Matthews, Nicki Fleming, Jess McConnell, Mia St. Claire, Marisol Luna, Kailey Hopkins, Lindsey Burgman

**PETS:** Coconut, Licorice, Sugar, Honey, Meatloaf, Pepper, Praline, Ginger, Toasty, Chocolate Chip

# bitty bunch

Article written by Lulu; formatted by Bella. Pictures from American Girl and American Girl Wiki.

Who can't resist the adorable Bitty Twin or Bitty Baby lines? After recent remodeling, it's almost impossible to not want to play with one of the two! Read about the history of these products in this loveable article.



**\* Did you know?** Even before the Bitty Baby line, American Girl had baby dolls as part of the collection *Our New Baby*.

**1995**

The first ever Bitty Babies were released.



**2003**

The Bitty Twin line was released, and the Bitty Baby meet outfits were updated once again.

**2004**

Bella's favorite Bitty Baby outfit, the *Two-in-One Travel set*, was released.



**2006**

The Bitty Twin meet outfits were updated, and Lulu's favorite outfit, the *Pretty Plum Skirt Set*, was released!



**2008**

Three new sets of Bitty Twins, including the cuties below, came out.



**2013**

The Bitty Baby Line was completely redone; it included a new release of outfits, dolls, and books.

In the May/June issue of

# Doll Mag...

## *lights, cameras, action!*

Learn how Miss Rebecca Rubin, an aspiring movie star, is still catching everyone's hearts, even five years after she joined the AG family!



## AT THE BIG TOP

Dressing for a summer outing to the carnival or circus will be a breeze with these cute finds.

## *in the day of a* DOLL BLOGGER

Get a peek behind the scenes in the making of some of your favorite doll blogs.



## UNDER THE SEA

Kick off the summer season by making some adorable under-the-sea-inspired crafts for your doll.

