

An interview with one of the original three! Kirsten Larson!

Doll MAG

November/December 2015

cookies inspired
by *historical*
traditions

*dress*s for
each *special*
occasion

a poster to
COLOR and
PRINT OUT

PLUS!
Our annual gift
guide returns just
in time for the
holiday season!





Holiday cheer is in abundance!
Interviewee Kirsten celebrates St. Lucia's
Day each year on December 13th.

- Hi There! page 3
- Bits and Pieces page 4
- Milk and Cookies page 5
- Handmade with Love page 6
- An American {Girl} Pioneer page 7
- Silver and Gold pages 8 to 11
- Quiz page 12
- Color in Poster page 13
- She's a Jem pages 14 and 15
- The 2015 Doll Mag Gift Guide pages 16 and 17
- Doll Fun and Games page 18
- Next Issue page 19

November/December 2015 Contents

Meet a Reader:

Our American Girl Dollhouse and Nicole

Each month, we ask our readers to answer a set of questions as their doll for the chance to be featured in the upcoming issue. This month's winner is Our American Girl Dollhouse and her doll, Nicole!

DM: What is your favorite holiday movie or special?

N: Probably *A Christmas Carol*. I love the story!

DM: What are three things you're thankful for?

N: My sisters, my pets, and how well I am loved.

DM: Would you rather go caroling or bake holiday cookies?

N: Baking cookies! They're delish!

DM: What are three words you would use to describe yourself?

N: Headstrong, loyal, and caring.

Thanks a bunches, Our American Girl Dollhouse and Nicole! ♥

Hi

there!

From the DM team to you

Doll Mag November/ December 2015 Volume 5, Issue 3

Editors: Bella and Lulu
In-Field Reporter: Lulu
Art Director: Bella
Communications Director: Bella
Social Media Guru: Lulu
Special thanks to...

Our readers! We are so thankful for your support and patience.

Want to contribute?
Please contact us
thedollmag@gmail.com

On the Cover

Sally steals a coat and hat from Caroline's closet before heading out to skate.



Love the Earth!
Read this online instead of printing it out.

Say hello!

Want more Doll Mag?
Find us in these places...

Bella's blog: chicandpetite.wordpress.com

Lulu's blog: theawesomeadventuresoflulu.wordpress.com

Email: dollmagblog@gmail.com

Site: thedollmag.wordpress.com

Pinterest: pinterest.com/dollmag/

Instagram: @dollmagblog

Dear Readers,

Though we practice gratitude daily – or, at least, attempt to! – presenting what we're thankful for has a special significance come Thanksgiving. Before we sit down to enjoy our turkey, mashed potatoes, and cranberry relish {can you say yum!?!}, allow us to share what we're grateful for here at the DM headquarters: our family, our friends, our health, our access to education, our readers, good books, and, best of all, happy memories from the past and an even better future ahead. Relish in the holiday season, friends – it truly is the most wonderful time of year.

xo,

Bella and Lulu ☺

Creative, caring, and passionate.

Bella, Co-Editor-in-Chief

Smart, strong, and organized.

Lulu, Co-Editor-in-Chief

What are **THREE** **WORDS** to describe your co-editor?

NEXT ISSUE'S QUESTION: What is your preferred Valentine's Day treat?

Here's what you had to say about the **September/October 2015 issue...**

We just discovered your blog and magazine. We think it is awesome! You guys do such an awesome job on each issue, as well as your website! We can't wait to read more upcoming issues! **Our American Girl Dollhouse**



Hi There! 3

Bits & pieces

A round up of the things we ♥ right now

online this month...





ASK

GABS

You Ask,
Gabby Answers!

holiday
watching



HAPPY BIRTHDAY TO...

AG Doll Elizabeth • November 5
DM Model Cece • December 1
DM Model Zoey • December 25
DM Models Lucy and Bridget • December 25

STUDIO PLAYLIST



What have we been listening to as of late? This year's best alternative albums, the *Hamilton* cast recordings, and, of course, holiday songs! Here are a few select favorites:

"Satisfied" *Hamilton Cast*
"Ain't Gonna Drown" *Elle King*
"Baby, It's Cold Outside" *She & Him*
"Water Under the Bridge" *Adele*
"Funky Little Drummer Boy" *Sharon Jones & The Dap Kings*
"The Schuyler Sisters" *Hamilton Cast*
"Woman (Oh Mama)" *Joy Williams*
"We Need a Little Christmas" *Glee Cast*

DEAR GABBY, How do you always look so fabulous in every picture? **FROM VALERIE AND VERA**

A: This is an easy one! Everyone is born with a natural fabulousness, you must simply learn to harness it. A smile, of course, is always a good place to start. **FROM GABBY**

milk and cookies

Holiday traditions are aplenty, Our favorite? Baking batch after batch of Christmas cookies to give to family and friends. Allow your doll to join in the festive fun with these cute crafts.



toffee bars

To make a batch of toffee bars, cut out two small identical rectangles from tan foam (they should fit in your doll's palm). Hot glue them together. Cut out a rectangle of the same size from white foam; hot glue to tan rectangles. Use brown acrylic paint and a small paintbrush to paint a thick layer on top of the white foam rectangle. While paint is wet, sprinkle small foam rectangles on top.

peppermint bark

Cut out a large rectangle of dark brown craft foam. Using a small paintbrush, layer white and brown acrylic paint on the foam and mix for a marbled effect. Draw red stripes with a permanent marker on a long rectangle of white craft foam; cut into smaller squares. Use hot glue to affix "peppermint" pieces on the brown rectangle. Once dry, cut foam into squares.



handmade with love

A gift from the heart goes a long way. With only a brief trip to the craft store and a free afternoon, you can whip up two gifts to wrap and put under the tree. Holidays made easy – and sweet. *by bella and lulu*

Fashionistas and on-the-go cuties alike could use a stylish clutch! Have fun choosing fabric patterns based on their personalities or the current season.

Your littlest member of the doll family will love a personalized banner to hang in her room! This is a flexible craft as well; it can be made with fabric too.



felt banner

1. Cut out the letters of your doll's name; we made ours about 3 inches tall and 2 inches wide.
2. Using contrasting thread, stitch around the edges of your letters, but leave the top empty.
3. Cut a piece of thread that is about 2 ft. long, or longer, if your doll's name has a lot of letters.
4. Make a knot in the thread about 6 inches in. Thread it onto the needle and stitch along the top of your letters, leaving about two inches in-between each one. Make a knot in the thread each time you finish a letter to keep it secure.

fabric clutch

1. Cut **two pieces of fabric** that are about 6 by 3 inches tall (one will be the outside fabric, the other the lining).
2. Place the pieces of fabric on top of each other so right sides are together. Sew the two longer sides and one of the short sides so it is like a bag.
3. Flip the fabric inside out.
4. Go to the unstitched side and fold over the edges so that the unfinished edges are on inside of the "bag."
5. Stitch along the folded part.
6. Sew a **small button** onto the fabric about half an inch down from the center of the stitch.
7. Move down to the other small end of the rectangle. About half an inch down from the center of the edge, make a small snip that is large enough to slip your button through.
8. Hem the button hole using a needle and thread.
9. Fold over small side (with the button sewn on) so that there is still about 3/4 inch of your outside fabric showing. You should see the lining fabric on the fold. Stitch along the sides of your fold.
10. Flip your clutch inside out, and slip the button through the hole.

IT'S FITTING THAT

Kirsten Larson was one of the first three dolls, along with friends Samantha Parkington and Molly McIntire, at the time of American Girl's launch — she's a pioneer in all aspects of life! Caring as she is curious and resilient as she is reliable, Kirsten, now a name in the AG archive, caught up with Lulu on her life in snowy Minnesota.

Doll Mag Hi Kirsten! Since the winter season is almost here, can you name some of your favorite things about the cold weather months?

Kirsten I love pulling out my winter hat, mittens and cozy sweaters! My brothers and I often pull on our snow-shoes and head into the forest {although I have to admit that I enjoy the warmth of the indoors once we get back inside}. And of course, there's the holidays! Every year, I look forward to our family traditions, like making cinnamon bread and dressing up for Saint Lucia Day.

Speaking of your family traditions, what is your relationship like with your family?

I love them all dearly. I missed Papa terribly when he went away to a logging camp a few winters ago. My brothers, Lars and Peter, are great fun and they make doing chores much more enjoyable. And my little sister Britta is so sweet! I think she'll prove to be quite the adventurer when she's older.

an american (GIRL) pioneer

Kirsten Larson on holiday traditions, siblings, secret hideouts, and more.

BY LULU | FORMATTED BY BELLA



Education is an important part in the majority of our readers' lives. What is your opinion on school?

School was difficult for me when I first began in America, and it can still be tough at times, but I'm really proud of my current progress! My teacher Miss Winston has been helping me with our poetry study, and I love talking with my cousins on our walks to and from the schoolhouse.

You're clearly close with your cousins Lisbeth and Anna! What are some of your favorite things to do for fun?

My cousins and I usually play outside or in our fort after school {we have a hiding spot for toys under the tree outside the classroom, but it's a secret, so shh!}. I also enjoy exploring the woods and forest near my home, as well as gathering with my friends to sew or exchange gifts. Oh, and of course, have a good laugh!

Yes to a sense of humor! Finally, do you have any advice for the Doll Mag readers?

Surround yourself with and take care of the people you love most, like your friends and family. Take the time to show your appreciation and admiration for them, no matter how small the act of kindness!

Thank you for sharing, Kirsten!

Thank you so much for having me, and happy holidays! ♥



One of our favorite parts of holiday parties? Getting dressed up! We're fans of the dress shown here for its unique neckline and pretty embellishments {those bows have us swooning!}. Details like these add signature touches to each of your doll's holiday looks.

JOSEPHINE DRESS | \$35 SYLVIE AND BRUNO

and Silver Gold

We here at Doll Mag think sparkles are appropriate any time of year, but none more so than the holiday season. Look your best and brightest with these stylish picks.

BY LULU | PHOTOS FROM RESPECTIVE SHOP OWNERS

Embrace

your winter spirit with a snow-y print! We love the combination of periwinkle, silver, and white used in this particular dress, and you can't go wrong with a fuzzy wrap. Look for a pattern, such as snowflakes, that adds some holiday cheer without overwhelming your doll's frame.

BLUE GATHERED BODICE
CIRCLE DRESS | ITEM
SOLD, DOLLCIOUS
CLOTHING





Looking for an outfit that's a bit more casual? A cozy dress, like the one pictured here, is essential to any doll's wardrobe and can be used for a variety of occasions. Dress it up with tights and flats; dress it down with fuzzy boots. Bonus points for a subtle shimmer!

IVORY VELVET AND LACE DRESS | \$12, CLOSET 4 CHLOE




A dash of shine can make any dress ready for a party – which is one of the reasons we’re so in love with the one pictured here! Other things to note? That sweetheart neckline and gorgeous shade of purple. Paired with a coordinating coat and cute shoes, your doll will be good to go.

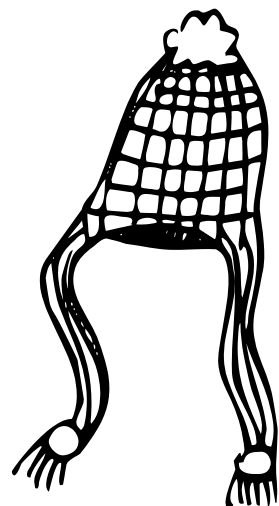
PURPLE PARTY DRESS | \$25,
HOSCH POSCH CREATIONS




hot cocoa



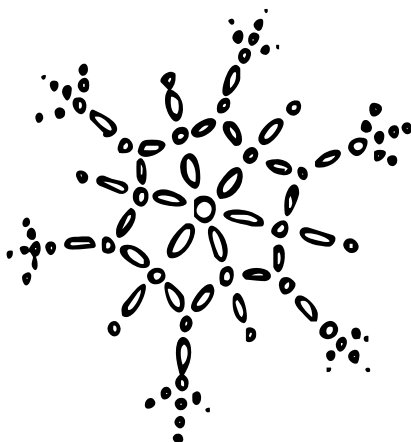
ice skates




fluffy hats



penguins



snow!



sledding



cookies

winter

CHECKLIST

xoxo, the girls at doll mag

which

WINTER

By Lulu / Clipart from KPM Doodles

creature are you?

one. When you rush downstairs, you find out it's a snow day! You can't wait to...

- a) Watch your favorite movies snuggled up in a blanket and make delicious cookies, also snuggled up in a blanket.
- b) Call up your friends. No cold weather is going to stop you from making the ultimate snow fort!
- c) Grab your sled and head outside with your siblings. You love to have races and see who can go the fastest!

two. Your favorite way to decorate holiday cookies is with...


- a) Small, shimmery sprinkles. They look like tiny ice crystals when you put them on shortbread cookies!
- b) Mint chocolate. White chocolate. Dark chocolate. Milk chocolate. Any type of chocolate really!
- c) Crushed up bits of peppermint. It instantly puts you in a wintery mood!

three. It's getting cold outside! Your go-to defense against the low temperatures is...

- a) A stylish pea coat in your favorite color. The lining is oh-so soft!
- b) A polka dotted winter coat. Who cares if you look like a puffy marshmallow? At least you'll be a cozy one!
- c) A jacket made of fuzzy fabric. Easy to throw on *and* super fun!

four. If you were to peek out your window after playing in the snow, what would be outside?

- a) A series of snow angels. You and your friend love seeing who can make more!
- b) An army of snow people {and animals!}. You and your friends spent all morning on the dog.
- c) The remains of an epic snowball fight. Your team won, of course.





she's a

JEM

By Lulu | Pictures from IDW Publishing

IN THE YEAR 1986, a series of rock star girl group dolls made by Hasbro hit the shelves. Armed with multi-colored hair, trendy fashions, and technology-infused earrings, Jem and the Holograms were a force to be reckoned with - and they still are today! We head into the spotlight with these talented girls in our exclusive article.

In the 1980s, Hasbro released a doll line called "Jem and the Holograms" and collaborated with Sunbow Entertainment on a cartoon of the same name. The dolls and cartoon were centered around a character named Jerrica Benton, who became the manager of her family's music company after her parents' death. Teaming up with her sister, Kimber, and foster siblings, Aja and Shana, she formed the band, Jem and the Holograms! A super computer technology invented by her father (which was activated via earrings) allowed Jerrica to project her rock star alter ego, Jem, on to herself and get over her massive stage fright. As you

might expect, many of the band's adventures involved keeping Jem's identity a secret from others, including Jerrica's boyfriend, Rio. Other mishaps were usually tracked back to the group's rival bands, the Misfits and the Stingers, along with the franchise's main villain, scheming music manager Eric Raymond. Throughout the show's run, other characters joined the lineup as well, such as additional Hologram, Raya, and Jerrica's foster kids, the Starlight Girls.

The cartoon ran for about four years, from October 1985 to May 1988. Each episode was twenty-two minutes long

and featured original music videos and songs modeled after those of MTV at the time. The cartoon is still shown on some channels in the US and Canada, and is available on certain streaming networks, such as Netflix.

The *Jem* dolls made their debut at the New York Toy Fair in 1986. (Similarly, Mattel released their Barbie and the Rockers dolls the same year). The line started off with eight dolls: the four original Hologram members Jem, Kimber, Aja, and Shana; the original Misfit band members Pizzazz, Roxy, and Stormer; and Jerrica. The doll line ran until 1988, and eventually included many other characters from the show, such as Rio, Clash, Video, Danse, a humanoid persona of Synergy, Raya, and a few of the Starlight girls. Hasbro

also released other merchandise to go along with the line, such as cassettes and board games.

After the cartoon and original line's end in the late 80's, Jem and the Holograms didn't produce new merchandise for more than 10 years

IT'S SHOWTIME, SYNERGY. *Jem*

(Some of her accessories, however, were used by Hasbro in other doll lines during this time). In 2012, high-end doll company Integrity Toys began releasing new versions of Jerrica, Rio, the Holograms, the Stingers, and the Misfits. In spring 2012, IDW Publishing began making *Jem* comics, which featured slight modifications to the

original story. Also adding to the modern revival of the beloved line was the release of a movie adaption. The film, however, was pulled out of theaters after only two weeks of record breaking low sales.

Whether you started out as a fan of the cartoon or got into the line in its revival, it's safe to say that Jem, Jerrica, and the Holograms will be in the hearts of people for years to come.

SOURCES

Thank you to these great sites for their generous information and help!

Jem and the Holograms Wiki

IDW Publishing

Jem and the Holograms Cartoon

TotallyJem!

Integrity Toys





the 2015 Doll Mag Gift Guide


Your one-stop holiday shopping guide has finally arrived! Per DM tradition, we, editors and models alike, have rounded up our favorite gifts of the season, so you can plan for the most wonderful time of the year without the last-minute stress of shopping. Deliver each present with love, hugs, and hot cocoa for a December done right.

BY BELLA & LULU · PHOTOS FROM RESPECTIVE SHOP OWNERS AND CITRUS AND MINT


bella's PICKS



Rookie Yearbook Four \$19, Amazon



Winter \$15, Amazon



Sparkle Spotlight Outfit \$34, American Girl



Festive Sweater \$70, Boden



Roller Skate Enamel Pin \$11, Fairy Cakes



Trouser Cut Jeans \$16, Sparrow and Wren



Apple Pie \$8, Feel So Happy

piper's PICKS



Tee + Shorts \$15, \$15, Deadlicious Design



Mini Books \$15, \$15, Deadlicious Design

julie's PICKS



Rainbow Julie Bracelet \$3, Cassidy's Cute Crafts




Brown 1974 Dress \$23, Terri's Touch



All items may not be available for sale at the time of publication – our apologies if that is the case!




lulu's PICKS



25 by Adele \$11, iTunes



Ever After High Basic Assortment \$20, Amazon



See How They Run \$15, Amazon

Josefina's Nightgown \$24, American Girl



Miniature Teddy Bear \$7, Color Me Crazy on Etsy



Knitted Hat With Ears \$7, Dollphin Show Room

Plaid Bows \$13, Hank Handmade




grace's PICKS



Handmade Turquoise Infinity Scarf \$2, Pinkscroll



zoey's PICKS



Portrait Painting \$12, Sparrow and Wren



Boho Tassel Necklace \$5, Everyday Dollwear

Pixie Packs Josephine Shoes \$25, Pixie Faire



the twins' PICKS



Tee and Pants \$26, AM-PM Creations



Red Blanket \$18, Doll Patchworks



DOLL FUN AND GAMES

Happy Holidays! We've created a fun matching game featuring the historical characters to help you get into the winter spirit.

By Lulu / Pictures from AG Wiki




DIRECTIONS: Before the Beforever revamp, the historical characters each had at least one book taking place in winter. We've taken twelve of these covers and cropped them into small squares. Can you match the zoomed in square with it's cover?

ANSWERS: 1:h, 2:e, 3:l, 4:i, 5:f, 6:d, 7:k, 8:g, 9:j, 10:c, 11:a, 12:b

Jan/Feb 2015

Next time...



The becoming of the new year can only mean one thing for American Girl fans: the debut of the new GOTY! Give a warm welcome to 2016's adventure-loving cute, Miss Lea Clark.

meet lea clark



snow crafty

Whether you're stuck in a snowstorm or still enjoying the sun, these quick and creative crafts will put you in the winter frame of mind.



at your athleisure

Sportswear is trendy in and out of gym class. We round up our favorite picks just in time for your New Year Resolutions.

What's the difference between a French and Dutch braid? How can I make a fishtail? When do I weave under and when do I weave over? We answer all your braiding questions in our handy how-to guide.

THE BRAID PRIMER

We love to hear your feedback! ♥ Send us what you thought of this issue under the "Letters to the Editor" tab on our website.

Sources: Bird and flowers print from Rifle Paper Company / Snow-covered tree clipart from KPM Doodles / Sports image from Flickr