

Be on the cover of Doll Mag!

Doll MAG

November/December 2013

learn all
about ever
after high

Make tasty
holiday
cookies

Our fave
FANCY
OUTFITS

PLUS!
Say goodbye to
Molly and Emily!





Don't Molly and Emily look adorable in these portraits by Nick Backes?

- Letter From the Editors page 3
- Bits and Pieces page 4
- Hair for the Holidays page 5
- Cookie Exchange page 6
- Be on the Cover! page 7
- Perfect Pals page 8
- Sunday Best pages 9 to 12
- Quiz page 13
- Color in Poster page 14
- Jingle All the Way page 15
- Doll Mag's Gift Guide pages 16 and 17
- Make It Sparkle! page 18
- Doll Fun and Games page 19
- Happily Ever After page 20
- Next Issue page 21

November/December 2013 contents

Meet a Reader: **Abby and Kit**

Each month, we ask our readers to answer a set of questions for their doll for the chance to be featured in the upcoming issue. This month's winner is Abby and her doll, Kit!

DM: What is your favorite holiday memory?

K: I really enjoy Christmas; who doesn't like getting presents?

DM: What are three things you're most thankful for?

K: Food, friends, and family!

DM: What is your favorite holiday food?

K: I love eating pumpkin pie.

DM: Random time! Tell us one fun fact about you.

K: I hate getting my picture taken.

Letter From the

Editors

**Doll Mag November/
December 2013 Volume
3, Issue 3**

Editors: Bella and Lulu
In-Field Reporter: Lulu
Art Director: Bella
Communications Director: Bella
Social Media Guru: Lulu
Special thanks to ...
Interviewee MoMo

Want to contribute?
Please contact us
thedollmag@gmail.com

On the Cover

Sally and Julie are having so much fun decorating their gingerbread house! The baking supplies are from the Sugar & Spice Baking Set from American Girl.

Dear Readers,

We are not kidding when we say that both of us LOVE the holidays! How could you not? There's lots of yummy food, time spent with our favorite people, treasured traditions, and of course, a present or two! Your dolls deserve a few gifts as well. Either buy some of our suggestions on pages 16 and 17, or make homemade presents, like the ones on page 15! No matter where the gift is from, make sure to show your appreciation to your friends and family. A hug and a handwritten thank-you note can go a long way. Finally, take a cue from our favorite elf, Buddy, when you're bored this month. He suggests that you "make gingerbread houses, and eat cookie dough, and go ice skating." What could be better, friends?!

xo,

Bella and Lulu ☺

Our entire family watches *The Polar Express* on Christmas Eve. I look forward to our movie night all December long!

-Bella, Co-Editor-in-Chief

I love leaving cookies out for Santa Claus on Christmas Eve.

-Lulu, Co-Editor-in-Chief

What is your favorite
HOLIDAY
TRADITION?

NEXT ISSUE'S QUESTION: Snow days – yay or nay?

Bella's blog >> chicandpetite.wordpress.com | Lulu's blog >> theawesomeadventuresoflulu.wordpress.com
Email >> dollmagblog@gmail.com | Website >> thedollmag.wordpress.com

BITS & PIECES

A peek behind the scenes in the doll and Doll Mag world!

On the Doll Mag Website

You can find these and much more on the Doll Mag website {thedollmag.wordpress.com} this month! The following posts will appear throughout November and December, so please be patient!

- Check back in December for a **month-long event** of holiday posts!
- Finally! See a tour of **the Doll Mag Headquarters**.
- Print out **our special gift** to you – learn more on page 19!



doll mag birthdays this issue

AG doll Elizabeth • November 5th / Model Cece • December 1st /
Model Zoey • December 25th / **Twins Lucy and Bridget** • December 25th

HAPPY B-DAY!
←

FUN FIND OF THE MONTH!

It can be a struggle finding the perfect present for someone near the holidays. However, any doll lover, especially the little ones, would love to see their own artwork on their doll's t-shirt. Doll Closet makes it easy! Send in a picture, and get back a tee!

White Fitted Tee featuring Your Artwork for dolls \$9.00 from Doll Closet

HOW ADORABLE!



Shop Owner Spotlight

Shop Owner: MoMo // Shop: Made by MoMo Couture



What are your favorite color combinations?

I LOVE (love) black and pink, and they always pair so well together. Zebra is also great and always popular, as well as plaid.

How do you come up with outfit ideas?

I get a lot of inspiration from Pinterest... It's an addiction I can't resist! And 80's cartoons!

What are your favorite pieces to make?

I love making doll sandals and hope to graduate to shoes someday! Anything miniature is appealing to me as well (doll drinks and food for example).

HAIR *for the* HOLIDAYS

Stand out at your next holiday gathering with these simple, yet, stunning do's.



embellished PIGTAILS

- Start by making two regular pigtailed, and secure with elastics.
- Wrap one piece of hair around the elastic, and secure with a bobby pin.
- Slip in an embellished clip. We used ones with fake flowers on them!
- Repeat on the other pigtail.



twist and BRAID

- Start by twisting the front pieces of hair, and secure with an elastic in the back.
- Next, take the remaining hair in front of the ear on one side, and braid it. Repeat on the opposite side.
- Secure together the two braids with an elastic, and take out the first two holders.
- Brush down any flyaway hairs.

COOKIE EXCHANGE

What's a holiday without cookies? We asked our lovely cover models, Sally and Julie to share their favorite cookie recipes. Whip up a batch for yourself, and then make a few for your dolls!

by bella and lulu

RECIPE FOR: GINGERBREAD

STUFF:

- 6 cups all-purpose flour
- 1 tbsp. ground ginger
- 2 tsp. ground cinnamon
- 1-1/4 tsp. baking soda
- 1/2 tsp. salt
- 1 cup margarine or butter
- 1 cup packed brown sugar
- 1 cup molasses
- 2 eggs
- 2 tsp. finely shredded orange peel
- 1/2 tsp. finely shredded lemon peel

MAKE IT:

1. Preheat oven to 350°F. In a mixing bowl, stir together flour, ginger, cinnamon, baking soda, and salt.
2. In another mixing bowl, beat butter with an electric mixer for about 30 seconds. Add brown sugar and beat till fluffy. Add the molasses to butter mixture, and beat on low-speed until combined. Add eggs, orange peel, and lemon peel. Mix in the flour mixture to molasses mixture.
3. Divide dough into 4 portions. Wrap each wad of dough in plastic wrap. Chill for about 1 hour.
4. Grease two cookie sheets. On a lightly floured surface, roll out one portion of dough to a 1/4-inch thickness. Using small or large cookie cutters of any shape, cut dough into the desired cookie.
5. Arrange cookies on the baking sheets. Bake in oven for about 7 minutes or till edges are firm and light brown.



FOR DOLLS: Cut out star shapes from light brown foam, and decorate them with dots of white paint.



FOR DOLLS: Cut out two felt circles and sew them together, putting a bit of stuffing inside. Sew a felt rectangle on top.

RECIPE FOR: TOFFEE CUPS

STUFF:

- 1/2 cup granulated sugar
- 1/2 cup light brown sugar
- 1/2 cup vegetable shortening
- 1 large egg
- 1 teaspoon vanilla extract
- 1 1/2 cups all-purpose flour
- 1/2 teaspoon baking soda
- 1/2 teaspoon salt
- 1/2 cup toffee bits
- 1/2 cup chopped hazelnuts
- 48 large chocolate chips

MAKE IT:

1. Heat oven to 325°. Place forty-eight 1-inch fluted paper liners in gem pan cups.
2. In large bowl, with electric mixer on high speed, beat granulated and brown sugars, shortening, egg and vanilla until light and fluffy. Reduce mixer speed to low; gradually beat in flour, soda, and salt until well mixed. With spoon, stir in toffee bits and hazelnuts.
3. Drop dough by level measuring teaspoonfuls into prepared gem pans.
4. Bake cookie cups 8 to 10 minutes or until just golden at edges. Remove from oven and immediately place 1 chocolate chip in center of each; gently press to adhere chocolate chip to cookie. Cool cookies 2 minutes in pans, then transfer to wire racks and cool completely. Store in airtight containers.

be on the COVER of doll mag

We love our Doll Mag readers, and we want to feature them in a future issue! You can see your doll on the cover of *Doll Mag* by entering our [first ever Doll Mag Cover Contest](#)...

Instructions to Enter

The Prize: If you are chosen as the winner, your photo of your doll will be shown as [the cover of the March/April 2014 issue](#)! You and your doll will also be featured in an article.

- What to send in:** Please [email the following things](#) to our email address: dollmagblog@gmail.com
- [4-6 photos of your doll](#). {Any kind is fine, but use just one doll!} Please make sure that at least two are vertical and at the highest resolution. One of these will be used as the cover, so take a look at our past issues for what we are looking for.
 - Your [first name](#), your featured [doll's name](#), and your [email address](#), which will never be shared.
 - [One to three paragraphs describing your doll's interests, hobbies, and what makes them unique!](#)

Dates: This contest starts on [November 1, 2013](#) and ends [January 10, 2014](#). The winner will be notified via email in February, and the actual issue will be released on March 1st.

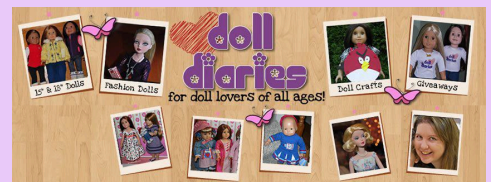
★ Please have your [parent's permission](#) before entering!

If you have any questions, please feel free to email us!

Judging Panel



Jen and Zoey at AG Doll Play



Char and Natalie at Doll Diaries

Doll MAG

AN ONLINE MAGAZINE DEVOTED TO DOLLS

Us {Bella and Lulu} at Doll Mag



Be on the Cover! 7

perfect PALS

Best friends, Molly and Emily walk into our interview room wearing their classic, vintage-style outfits. Molly, with her trademark glasses, has on an argyle sweater with a coordinating skirt, and Emily, who looks adorable in her pale blue floral dress, smiles. We sat down to interview these two good friends!

DM: How did you two become best friends?

M: When we first met, I actually didn't really like having Emily around, but when we started hanging out more, I discovered she was a great friend to have.

E: When I moved into Molly's house during the war, I couldn't wait to have a new friend! It was a difficult transition, but I'm glad we became good pals.

DM: What is your favorite quality about each other?

M: Emily is really sweet and will always stand up for you! She is so friendly.

E: I love how cheerful Molly always is. She has such a positive spirit.

DM: What is your favorite thing to do with each other?

M: I always like going to the movies, and playing with our puppies, Yank and Bennett.

E: We also like to roller skate!

DM: Thanks so much!

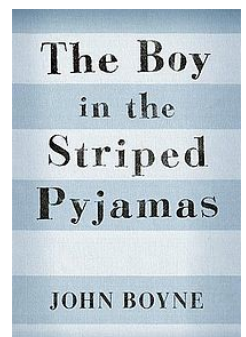

M&E: You're very welcome! :)



by lulu and bella

WORLD WAR II READS

Molly and Emily's story takes place during World War II. Here are a few other amazing books that take place during that time!



Go Vintage!

Dresses with a vintage feel are all the rage this holiday season. Look for ones with bows or lace trim!

Christmas Candy Vintage Style Dress from Etsy shop, Cupcake Cutie Pie

By Bella: photos from respective shop owners



SUNDAY
best

The holidays are near! That means it is time to pull out your fancy dresses and accessories for all of your parties and gatherings. Celebrate with these cute choices!



Wear Patterns

You can never go wrong with the classic stripes or polka dots. Patterns stand out on their own, so be sure not to pair the dress with any competing pieces.

Christmas Dress from Etsy shop, Mena Bella



Think Simple

Your doll's holiday wear doesn't need to be fussy. A simple dress with adorable details {look at the fun trim!} will do the job.

*Winter Holiday Dress from
Etsy shop, Terri's Touch*

Dress Up!

Above all, go a little bit beyond your doll's everyday wear. The holidays only come once a year, so why not dress a little fancier?

Red Chiffon Dress from Etsy shop, Sew Small 'n' Sweet



WHICH TYPE OF DOLL IS FOR YOU?

Having trouble deciding what type of AG doll to get? Take this quiz to find out which one matches your personality!

1. YOUR FAVORITE THING TO DO ON A RAINY AFTERNOON IS...

- a) Snuggling up with a good book .
- b) Doing something creative.
- c) Hanging out with one of your friends inside.

2. YOUR FAVORITE THING ABOUT THE HOLIDAY SEASON IS...

- a) Spending time with your family.
- b) Making all sorts of delicious sweets or festive crafts.
- c) Giving {and receiving!} gifts.

3. YOUR FAVORITE OUTFITS TO GET FROM THE AG STORE ARE...

- a) The fancy holiday dresses.
- b) Cute and casual everyday outfits.
- c) Adorable pajamas with matching accessories.

4. IF YOU COULD ONLY HAVE ONE TYPE OF DESSERT FOR THE REST OF YOUR LIFE, YOU WOULD CHOOSE...

- a) Classic chocolate chip cookies.
- b) Brownies with extra chocolate!
- c) Cupcakes with lots of frosting.



Mostly A's
HISTORICAL DOLLS



Mostly B's
GIRL of the YEAR DOLLS



Mostly C's
MY AG DOLLS

RESULTS

SPREAD LOTS OF HOLIDAY

cheer!



FROM THE GIRLS AT DOLL MAG

JINGGLE

all the way



EARRINGS

These cute earrings will jingle as your doll walks!

1. Slip on a jingle bell on an American Girl hoop earring.
2. Adjust the earring so that it becomes a close oval. This will prevent the jingle bell from falling off!



NECKLACE

This colorful necklace pairs perfectly with a white tee-shirt!

1. Pick your favorite color of embroidery thread, and measure against your doll to your desired length.
2. Add the jingle bells onto the thread; stack them on top of each other for a big statement!



HEADBAND

Dress up any hairstyle with this festive headband.

1. Thread jingle bells onto a pipe cleaner.
2. Twist a small piece of another pipe cleaner onto one end of your headband, and secure it to the other.

Crafts by Bella and Lulu / Article and Photos by Bella / Modeled by Bella's Dolls, Izzy and Zoey.

DOLL MAG'S ANNUAL

gift guide!

Don't let the struggle of finding the perfect gift ruin your holiday spirit! With so many quality goodies around, it's not hard to pick out the perfect present.

For the sports star



\$36
My Girl
Clothing
Company,
Etsy



\$85
American Girl

On left \$30
Lori Liz Girl and
Dolls, Etsy




On right \$14.25
Terri's Touch, Etsy



bella's own picks



\$13 and \$22 Amazon



\$34 Boden



\$39.95 American
Eagle

For the animal loving Pal



On left \$27
2 Sisters Sew
Crafty, Etsy
On right \$5
Releaserain,
Etsy



\$18.95 Madi Grace
Designs, Etsy

For the fashion trendsetter



\$11.50 Emily
Heather Designs,
Etsy



\$38 Cutie Pie and
Me, Etsy



\$12 Janie Jumps,
Etsy

Lulu's own Picks



\$24 American Girl



\$13 Amazon



\$20 Amazon

For the homebody



\$180 Madi Grace Designs, Etsy



\$89 American Doll Room



just remember, the best gifts come from
the heart!

make it

SPARKLE

We think that glitter makes everything better! Here are a few of our favorite sparkly pieces to wear...

BY LULU

GLITTERY AND GLAM

For special occasions, your doll will look great in a neutral shade with a bit of detail... in this case, it's sequins!



CUTE AND CASUAL

Try looking for pieces with bold prints using glitter like the bow on this wintery top.



SIMPLE YET STYLISH

Need to finish off a simple outfit? Add a sequined scarf or headband. Bright colors and prints look great with a solid t-shirt!

CREDITS: Dress from Dreamworld Collections / Top from 123 Mulberry Street / Infinity scarf from Soda Pop Street. Photos by shop owners.

DOLL FUN AND GAMES

When you and your doll aren't in the mood to make some crafts, this article is the perfect thing! Look for more fun printables and games in future issues.

SPOT THE DIFFERENCE!

How do you like our model Louisa's new dress? Can you spot the five differences between these photos? Answers are on the side.



ANSWERS: The AG logo is not showing on the hanger; one of the pillows disappeared; A magazine disappeared; She is wearing different slippers; The photo in the frame changed.

WORD SCRAMBLE!

Can you unscramble these letters? If you think you came up with the right words, check back on the Doll Mag website on *December 1st*, and complete these steps. Good luck!

- Click on the Freebies page. It will be password protected!
- The words are the password. If you get them right, you can download a little holiday gift from us to you!

O N E Z Y E L O

Hint: Check the Models page on the Doll Mag site!

Happily

ever after

American Girl isn't Mattel's only doll line. Read about Lulu's latest obsession in this enchanting article.

What is Ever After High?

Ever After High is a spinoff of Mattel's popular toy line, **Monster High**. The **children of famous fairy tale characters**, like Snow White or Sleeping Beauty, go to boarding school together. The stories **encourage living life to the fullest or standing out!**

Are you a Royal or a Rebel?

The characters in the series are divided between two groups: Royals and Rebels. Which one do you support?



Royals

The Royals are the fairy tale characters that agree with their destinies, even the not-so appealing parts. The leader is Apple White.



Rebels

The Rebels are the fairy tale characters that do not agree with their destinies, most likely because they do not want to be evil or crazy. The leader is Raven Queen.



Curious?

Visit <http://www.everafterhigh.com/en-us> or http://everafterhigh.wiki.a.com/wiki/Ever_After_High_Wiki for more information.

The Characters

- Apple White {Daughter of Snow White}
- Raven Queen {Daughter of The Evil Queen}
- Briar Beauty {Daughter of Sleeping Beauty}
- Madeline Hatter {Daughter of The Mad Hatter}
- Blondie Locks {Daughter of Goldie Locks}
- Cedar Wood {Daughter of Pinocchio}
- Ashlynn Ella {Daughter of Cinderella}
- Cerise Hood {Daughter of Little Red Riding Hood and the Big Bad Wolf}
- C.A. Cupid {Adopted Daughter of Eros}

In the January/February issue of

Doll Mag...




DARLING BREAKFAST

What's better than a delicious stack of pancakes for breakfast? Start your doll's day off right with these easy meals to make.

LOVE BUNCH

Celebrate Valentine's Day by making these cute heart-themed crafts!



Prima Ballerina

Are you ready for the 2014 Girl of the Year? We'll have the entire scoop – everything from her hobbies to her family!



BEDHEAD

Your doll will be the best looking girl at her sleepover with these cute hairstyles.