

Which afterschool activity should you try this year?

# Doll MAG

September/October 2015

maryellen larkin  
brings the fun of  
the 50's to AG

stylish new  
'dos for  
short hair

cuddle up  
with CUTE  
BLANKETS

PLUS!

Halloween  
costumes for  
every member  
of your doll  
family!







Give AG's newest addition and Florida native, Maryellen, a warm hello on page 7.

- Hi There! page 3
- Bits and Pieces page 4
- Short and Sweet page 5
- A+ Creativity page 6
- Reaching for the Sky page 7
- Costume Craze pages 8 to 11
- Quiz page 12
- Color in Poster page 13
- Scare School pages 14 and 15
- Warm & Cozy page 16
- Doll Fun and Games page 17
- Next Issue page 18

# September/October 2015 Contents

## Meet a Reader: Erin and Paige

Each month, we ask our readers to answer a set of questions as their doll for the chance to be featured in the upcoming issue. This month's winner is Erin and her doll, Paige!

DM: What is your signature fall outfit?

P: Leggings, long sweater, boots, and cute headband with either a side braid or messy bun.

DM: What is your dream class to take at school?

P: A fashion design or sewing class.

DM: What is your favorite part about heading back to school?

P: Buying new school supplies and seeing friends again! 😊

DM: What are you planning to be for Halloween?

P: Cinderella, from the 2015 movie.

Thanks a bunches, Erin and Paige! ♥



# Hi

# there!

From the DM team to you

**Doll Mag September/  
October 2015 Volume 5,  
Issue 2**

*Editors:* Bella and Lulu  
*In-Field Reporter:* Lulu  
*Art Director:* Bella  
*Communications Director:* Bella  
*Social Media Guru:* Lulu

**Special thanks to...**

Interviewee Lori and our readers for being patient with us!

Want to contribute?  
Please contact us  
thedollmag@gmail.com

**On the Cover**

Gabby looks as cute as can be on her apple picking outing in a Sparrow and Wren shirt and Liberty Jane moccasins.



**Love the Earth!**

Read this online instead of printing it out.

**Say hello!**

Want more Doll Mag?  
Find us in these places...

**Bella's blog:** [chicandpetite.wordpress.com](http://chicandpetite.wordpress.com)

**Lulu's blog:** [theawesomeadventuresoflulu.wordpress.com](http://theawesomeadventuresoflulu.wordpress.com)

**Email:** [dollmagblog@gmail.com](mailto:dollmagblog@gmail.com)

**Site:** [thedollmag.wordpress.com](http://thedollmag.wordpress.com)

**Pinterest:** [pinterest.com/dollmag/](http://pinterest.com/dollmag/)

**Instagram:** [@dollmag](https://www.instagram.com/dollmag)  
blog

Dear Readers,

Every time September rolls around, the two of us look to the month with equal dread and excitement. A new school year, complete with a different grade, teachers, and classmates, brims with opportunity, but we won't lie: we could do without the stress of homework and quizzes. Nevertheless, fall has always been one of our favorite seasons to spend with family and friends as we adjust to our new classes, honor Lulu on her birthday, and make as many autumnal recipes as we can {yum!}. Savor the moment – the best season of the year is here!

XO,

Bella and Lulu ☺

P.S. Those tests? You'll ROCK them.

Easy! A pancake baking and eating class.

**Lulu, Co-Editor-in-Chief**

I would love a font course.  
How fun would that be?!

**Bella, Co-Editor-in-Chief**

What class would you add to your **SCHOOL SCHEDULE?**

**NEXT ISSUE'S QUESTION:** What are three words you would use to describe your co-editor?

Here's what you had to say about the **july/august 2015 issue...**

I love your magazine. [...] I loved the pineapple section in the latest issue. I am already looking forward to the next! **A Fan**

I absolutely love the Doll Mag! My favorite part of the past issue was the "Strawberry Shortcake" column. I remember playing with the 2003 edition! **Eleven Doll Stars**





# Bits & pieces

A round up of the things we ♥ right now



Be sure to stop by and wish Lulu a happy b-day!

## HAPPY BIRTHDAY TO...

- EAH Doll Rosalind • Sep. 5
- DM Model Hannah • Sep. 7
- EAH Doll Grace • September 9
- AG Doll Emily • September 29
- AG Doll Saige • October 8
- DM Editor Lulu • October 9
- DM Model Gabby • October 9
- DM Model Louisa • October 10
- AG Doll Nellie • October 15
- EAH Doll Dani • October 15
- AG Doll Caroline • October 22

SHOP OWNER

## spotlight

Lori at Nini  
Says Sew on Etsy



### What inspired you to start your shop?

I have been sewing for many years. I used to make **matching outfits for my daughter** and her **American Girl doll**.

Now my granddaughter has a doll so I am making clothes for her.

See our full interview with Lori on Tuesday, September 22<sup>nd</sup>!

## online this month...



Have your doll share her super-power during Superhero Week!

Starting a collection of paper dolls couldn't be easier with our freebie.

Keep your EAH family in tip-top condition with our care advice.

ASK

GABS

You Ask, Gabby Answers!

**DEAR GABBY,** What do you do to save up money for dolls/doll clothing? Of course, there's the tried-and-true babysitting, chores, and lemonade selling, but I was looking for some more ideas. Can you help? **FROM LIZZY**

**A:** Saving up money can be hard, I know. Tutoring is a great way to help out your piggy bank, and of course, there's always the classic yard sale {Both are more fun with a friend!}. **FROM GABBY**

**DEAR GABBY,** I love crafting, but every time I make a new project, I feel like I don't use it a lot. I also feel like I have too many crafts, and it is clogging up my doll space. **FROM A FAN**

**A:** Before you start a project, think about how you will be able to use it in the future. If you feel you have too many crafts, how about sharing them with your friends? And to help keep things organized, try rotating what creations you keep on display – leave the others in a box for safekeeping! **FROM GABBY**



# SHORT & SWEET



*French braids aren't reserved for long hair! A crown transitions well from the first class to rehearsal after school.*

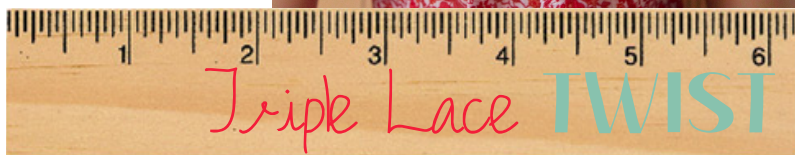
Just in time for PICTURE DAY, these styles are cute updates on your **SHORT-HAIRED CUTIE'S** simple cut!

1. Begin with hair brushed and down. On one side of your doll's part begin a French braid; take three small sections of hair and braid, adding more hair as you go along. Use all hair in front of ear, and then secure braid with an elastic.
2. Repeat on opposite side before pinning both braids up to create a mini "crown."



*This trendy 'do takes minutes to complete and pairs well with girly and sporty ensembles alike.*

1. Begin with hair brushed and down. At your doll's part, take two small sections of hair from the front and twist together.
2. As you twist, add hair to the top section to create the "lace" style. Continue about halfway down the head and secure with a bobby pin.
3. Repeat two more times from the same side of the part. Brush and style hair to cover pins. ♥



Written and photographed by Bella; thank you to Louisa and Ellie for modeling!



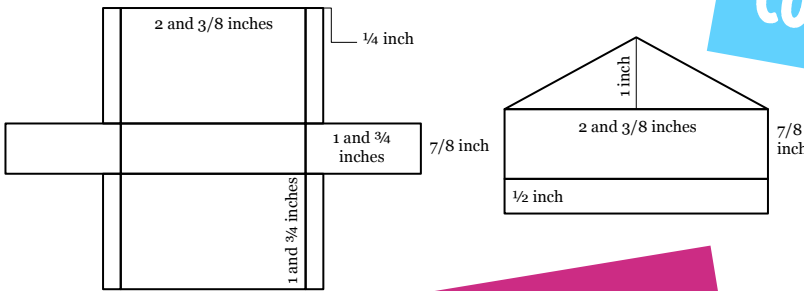
School is all the more fun with colorful supplies! Show off your creative skills in class with these simple, yet stylish, crafts.

BY BELLA. THANK YOU TO JOSIE FOR MODELING!



# creativity

1. Follow the guide below to **cut** out the pencil box shape from **colorful cardstock**. Use **glue** to secure.
2. Cut out the triangle top from a contrasting color. Again, use glue to secure the tab inside the box.
3. Fill with markers, crayons, pencils, and your doll's lucky eraser. An A+ coming up!



## COLORBLOCK PENCIL BOX



## WATERCOLOR FOLDERS



1. **Cut** out a 5 1/2 inch by 6 1/2 inch rectangle out of **watercolor paper** or **heavy cardstock**.
2. Holding the paper horizontally, fold up 1 3/4 inch of paper to create the pocket. Now holding it vertically, fold the paper in half. **Staple** on the fold inside the folder to secure the pocket.
3. Using **watercolors** and **the proper brush**, decorate the folder in a dashed or ombre fashion – or whatever *you* want.
4. Repeat as needed. Just don't forget to slip the homework inside!

# Reaching for the Sky

Maryellen Larkin

Is curious about the world, friendly with everyone she meets, and our new girl crush! We caught up with the 1950's darling for our interview.

DM: Hi Maryellen! To kick off our interview, what is your relationship with your family like?

Maryellen: As you may already know, I come from a large family and have five siblings. Being in the middle of the bunch has some drawbacks (getting hand-me-downs from Joan and Carolyn isn't very fun!), but at the end of the day, I couldn't live without them all.

DM: We heard you're interested in medicine. Could you tell us about that?

Maryellen: The reason I got so interested in medicine is actually because I had polio when I was younger. One of my legs is weaker than the other, but, as my friends will surely tell you, that doesn't stop me from diving head-first into all sorts of crazy ideas!

DM: We know you're an expert on television! What are your thoughts on some of the programs and stories?

Maryellen: I love tuning into my favorite shows each afternoon; it's like you're being transported to a totally different world! I've brainstormed ideas for all sorts of TV episodes and movies as well. It would be amazing to perform one of them sometime.

DM: What are your favorite subjects in school?

I really enjoy science, but my overall favorite subject is geography. Imagining all those places and the adventures you could have there is really interesting! I'm also a fan of drawing, although doodling in class has a tendency to get me into trouble. ♥



fun facts

- Her favorite television shows are Davy Crockett and The Lone Ranger
- Maryellen is left-handed
- Maryellen is a Girl Scout
- Finally, she is a skilled roller skater!



# costume CRAZE

By Lulu  
and Bella;  
photos from  
respective  
shop owners

## be a chic WITCH

Looking for costume inspiration? Turn to a classic Halloween ensemble, like a spooky witch! The fishnet leggings and pink accents in this interpretation display an eye for color and attention to creative detail. Add your own personal style to any costume!

**SPIDER PUNK WITCH COSTUME**  
Cupcake Cutie Pie, \$80



# be a super HERO

You're the hero this Halloween deserves, so why not dress like it? A bold and consistent color palette, an iconic logo, and perfect thematic accessories are all essential to your superhero attire. And of course, you can't forget about the cape!

PINK BATGIRL COSTUME  
Paula's Art Store, \$36







*be a cute*  
**PUMPKIN**

An adorable and comfy costume can be as easy as {pumpkin} pie! Think creatively with the pieces in your ensemble; we're fans of the pumpkin outfit shown here because of the unique dress and hat combination.

**HALLOWEEN PUMPKIN COSTUME**  
*Nancy's Needful Things, \$45*





*be a classic*  
**CHARACTER**

Following the Yellow Brick Road is easy-peasy in a cute costume! When dressing up as a character from a book or movie, accessories are important; they not only make the experience even more fun, they also help pull the entire look together. Just add a basket to hold the candy!

**DOROTHY DRESS**  
*Enchanted Designer, \$34*



which

# After School

## activity is for you?

### 1. your locker is decorated with...

- a) Cute banners, magnets, and picture frames, all of which you made yourself.
- b) Happy posters and photos of summer adventures to brighten your morning.
- c) Funny messages from your friends. They know how to make you laugh!
- d) Decorative wallpaper and a bedazzled mirror. What's a locker without some pizzazz?

### 2. your folders are covered in...

- a) Colorful, artsy prints complete with your very own doodles.
- b) Large and colorful floral patterns.
- c) Stripes and polka-dots galore.
- d) Shimmery gold stars to add a bit of shine to your day!

Homework can be a chore, but an extracurricular is anything but! Give a new after-school activity a try this school year once you take our quiz.


By Lulu · Formatted by Bella

### 3. your favorite fall treat is...

- a) Caramel apples – fun to make *and* yummy to eat!
- b) Classic pumpkin pie. You love to share with family and friends!
- c) Cranberry cinnamon bread. It's tasty and easy to grab when you're on the go.
- d) Your Halloween candy stash. Let the trick-or-treating begin!

### 4. your dream school would...

- a) Be a series of treehouse classrooms. You could use rope swings and ladders to get from class to class!
- b) Have movie screens in every classroom. It would be perfect for all your learning and entertainment needs.
- c) Be filled with trampoline floors to bounce on all day long. A hopping good time is guaranteed!
- d) Have a disco ball in every room. Random dance breaks, anyone?



MOSTLY A'S



MOSTLY B'S


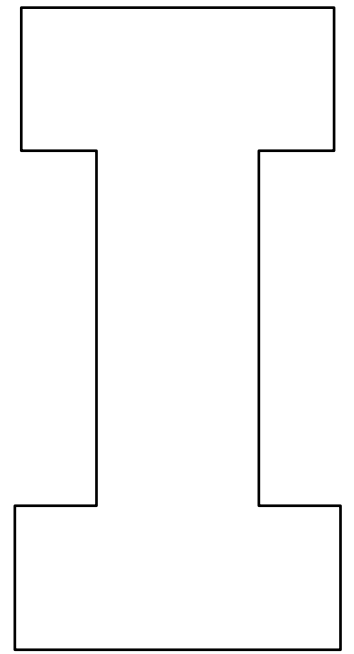


MOSTLY C'S



MOSTLY D'S


*Oh my  
so glad*



live in a

world where there are  
**Octobers.**

- ANNE OF GREEN GABLES




*happy*

**Fall!**

- THE DOLL MAG TEAM







WITH HALLOWEEN JUST AROUND THE CORNER, THERE'S NO BETTER TIME TO LEARN ABOUT THE GUYS AND GHOULS OF MATTEL'S POPULAR MONSTER HIGH LINE. GET THE SCOOP ON THIS SCHOOL IN OUR FREAKY FAB SPOTLIGHT ARTICLE.

*Mattel's popular Monster High line* came onto the scene in July 2010, with the release of its first seven dolls: Deuce Gorgon, Cleo De Nile, Clawdeen Wolf, Draculaura, Frankie Stein, Lagoona Blue, and Ghoul Yelps; the latter six are now referred to as the “original ghouls.” The storyline follows fifteen day old Frankie Stein as she navigates the halls of Monster High with the help of her friends, the other original ghouls. While the story still centers around these characters, many others have since joined the line, appearing both in the cartoon and in doll form!

The MH dolls are easily recognizable by their unique face molds and swayed backs, with most standing at about 10.5 inches tall {shorter 10 inch dolls and taller dolls ranging from 11.5 to 17 inches have also been released}. Details such as wolf ears and skeletal bodies connect the dolls to their monster heritage, complimented by their signature outfits. Since the Monster High launch five years ago, Mattel has also produced several other fashion and doll lines for the franchise, such as Dead Tired, Dawn of the Dance, Skull Shores, and Sweet 1600. Other merchandise, such as clothing and vinyl figures, have also been sold.

The Monster High story is mostly told through a series of webisodes and movies, many of them connecting to specific doll lines. The webisodes, which run from one to four minutes long and are done in 2D animation, are categorized into different volumes. The movies and television specials, which are mostly done in CGI animation {excluding the first two}, range from twenty two to seventy minutes long. Another form of storytelling in the MH line is through books: authors Lisi Harrison, Nessi Monstrata, and Gitty Daneshvari have all written their own takes on the MH world.

While the line has definitely evolved over the past few Years, Monster High's message has stayed the same: embrace your differences. After all, they're what make you unique. ♥



# CLAWDEEN Wolf

**Monster Parent:** The Werewolf

Introduced in the very beginning of the line, Clawdeen Wolf is a member of the original six Monster High girls. Confident and fashionable, she loves to design clothes and put together outfits for both the runway and her friends. Being part of a big family, Clawdeen sometimes argues her siblings, but she's also protective of everyone she loves and will stand by them whenever needed.



# CLEO DE Nile

**Monster Parent:** The Mummy

Originally introduced in 2010 as the "mean girl" of the six characters, Cleo De Nile has since then proven to be a natural leader who is extremely loyal to her friends. While she's still known to act stuck-up at times, she has learned to use her competitive nature for the causes she believes in. Cleo also enjoys hanging out with her best friends and being captain of the "Fearleading" team.



# LAGOONA Blue

**Monster Parent:** Sea Monster

Energetic and friendly Lagoona is Monster High's resident ocean-lover. Easy to get along with and kind to everyone in school, Lagoona is passionate about various causes, including water preservation and environment protection. You can frequently find her rushing from activity to activity {surfing and volleyball galore!}, but, true to her family name, she's always up for a swim with friends.



# DRACU- Laura

**Monster Parent:** Dracula

Sweet and cheerful Draculaura is always ready to help her friends out! While this vegetable-loving vampire can be a little clumsy and is surely accident prone, her buds can always count on her for encouragement and a smile. She's known around Monster High for being a romantic, and she also enjoys writing and getting the latest scoop on what's happening around campus.



# FRANKIE Stein

**Monster Parent:** Frankenstein's Monster

Always optimistic Frankie was brought to life as a teenager, and ever since, she's determined to try all sorts of new things. Starting Monster High was tricky for her at first, but with the help of her friends Clawdeen and Draculaura, Frankie was able to learn her way around the building and test out different activities, leading her to now favorite hobbies, sewing and science.



# GHOULIA Yelps

**Monster Parent:** The Zombie

Ghoulia, an avid comic book fan and scientist, is known throughout Monster High as the "smartest ghoul in school." While shy, being friends with Cleo De Nile has helped her become more confident and proud, and the two of them are now inseparable. When she is not hanging with friends or reading, Ghoulia writes for the school paper on a variety of superhero related subjects.





Custom Gold 3 Piece  
Doll Bedding Set  
(Below)

\$49, PEARL AND JANE



Reilyn's Flowers 5 Piece  
Bedding Set (Above)  
\$20, GET DOLLED UP  
DESIGNS



Doll Quilt  
and Pillow  
(Below)

\$42, DOLL  
PATCH  
WORKS

Classy  
French  
Damask  
Bedding  
(Right)

\$28, MADI  
GRACE  
DESIGNS



# warm — AND — cozy



Dreamin'  
Vintage  
Doll Pil-  
low and  
Bedding  
(Right)

\$28,  
FINNA-  
BOO AND  
SKOOCH

You may have been sweating through summer, but before you know it, October's chillier temperatures will have arrived! Be prepared for the drop in degrees with these colorful and oh-so soft Etsy bedding finds.

BY LULU AND BELLA | PHOTOS FROM RESPECTIVE  
SHOP OWNERS AND APARTMENT THERAPY

# DOLL FUN AND GAMES

Secret Agent Coconut is on a mission! Can you help crack the codes and find the intelligence?

By Lulu / Coconut clipart from AG Wiki / Folder image from the Container Store / Bone clipart from Clipartbest

## PUZZLE #1

Can you unscramble this AG character's name?

T C G B R Y A H I T R A L

## PUZZLE #2

Hmm...a riddle!

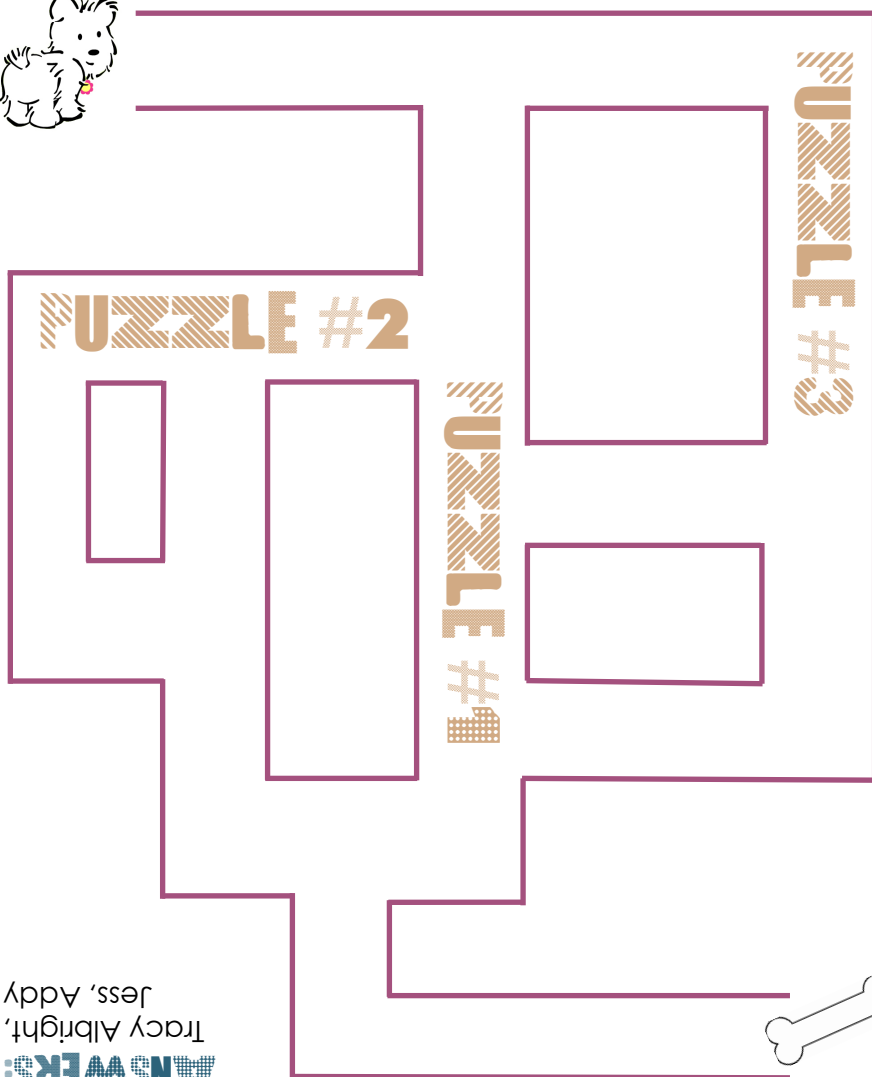
I travel to a new country with my parents. I like to play soccer and am always ready to go on an adventure. Who am I?

## PUZZLE #3

Let's take a trip!

If you were to take a train to Pennsylvania, which AG character might you run into?

**DIRECTIONS:** Help get Coconut to the end of the maze by solving our AG-themed puzzles.



ANSWERS:  
Tracy Albright,  
Jess, Addy





Nov/Dec 2015

# Next time...

## SHE'S A JEM



The release of the updated Jem and the Holograms film lends itself to an article on the original doll line.

We think that the stylish rockers are just as big of a hit now as they were in the 80's!

## AN AMERICAN {GIRL} PIONEER

Kirsten Larson has long had a spot in American Girl's history. Caring, hard-working, and brave to boot, this cutie sat down with us for an exclusive interview.



## handmade with love

There's no need to spend all of your well-earned allowance on gifts at the mall if you have craft supplies and creativity handy!

## THE 2015 DOLL MAG GIFT GUIDE

The DM gift guide returns with a bounty of well-made products this holiday season. You'll have your presents wrapped and under the tree before you can even say "December."



We love to hear your feedback! ♥ Send us what you thought of this issue under the "Letters to the Editor" tab on our website.